

Rhamnaceae—Buckthorn family

Rhamnus L.

buckthorn

Andrew Youngblood

Dr. Youngblood is a research forester at the USDA Forest Service's Pacific Northwest Research Station, La Grande, Oregon

Growth habit, occurrence, and use. Until recently, the buckthorn genus—*Rhamnus*—and the closely related genus *Frangula* have been treated as the single genus *Rhamnus* consisting of more than 125 species of evergreen or deciduous shrubs and trees with alternate branches and simple leaves with prominent pinnate veins (Hickman 1993). Kartesz and Gandhi (1994), however, used floral morphology and leaf venation, as well as anatomical features of xylem vessels to support segregation of *Frangula*. Under their treatment, *Rhamnus* spp. have winter buds protected with bud scales and arcuate leaf nerves. Both *Rhamnus* and *Frangula* are native to the temperate regions of North America, Europe, and Asia, and also occur in the Neotropics and southern Africa as shrubs and trees up to 1.5 m dbh and over 60 m tall (Johnston and Johnston 1978; Krüssmann 1985). The common name buckthorn, which is shared by both genera, may have arisen in Europe, where some of the species are thorny (Mozingo 1987; USDA 1937). *Rhamnus* is the Latinized form of the ancient Greek name for the genus. At least 14 species and subspecies are distributed within the United States (table 1) (USDA NRCS 2001).

European buckthorn, native to Europe and temperate Asia and widely naturalized in the northeastern United States, is a common old-field invader (Gill and Marks 1991) that grows to about 4 m in height with branches that may end in sharp thorns. The bark yields yellow and saffron-colored dyes. The black fruits have been collected for over a thousand years as the source of a strong cathartic and laxative that is so potent that its purgative properties may be retained in the flesh of animals that have consumed the fruit (Mozingo 1987).

Alder buckthorn has perhaps the broadest distribution of all the species native to North America. The specific epithet refers to its similarity to alder (*Alnus*) in leaf shape. The leaves are deciduous, and the wood has been used as a source of the finest charcoal for gunpowder (Everett 1982). It grows to a height of 1.5 m on moist mountain slopes and streambanks.

Spiny, hollyleaf, and island redberries are evergreen shrubs or small trees of California chaparral. The fruits of spiny and hollyleaf redberries may be preferred browse of deer (*Odocoileus* spp.) (Conrad 1987).

Alder buckthorn and European buckthorn are alternate hosts for crown rust—*Puccinia coronata* Corda.—which causes yellow leaf spot in the aecial stage. Economic damage by crown rust is confined to heavy damage in fields of oats grown in close proximity to hedges and fence-rows of buckthorns (Ziller 1974).


The dates of earliest known cultivation of species native to North America includes 1778 for alder buckthorn and the mid-1800's for spiny redberry (Krüssmann 1985).

Flowering and fruiting. The inconspicuous flowers are either perfect or imperfect and are borne in small axillary racemes, fascicles, or occasionally reduced to single flowers in alder buckthorn and spiny, hollyleaf, and island redberries. The shallow to deeply campanulate hypanthium is rimmed with 4 deltoid, thin and spreading sepals, with the upper part of the hypanthium falling after maturity and the lower part remaining around the developing fruit (Hitchcock and others 1961; Kartesz and Gandhi 1994). White to greenish white petals are equal to the sepals in number and alternating, or lacking. There are 4 stamens, and the anthers are shorter than filaments. The ovary has 2 to 4 cells. Flowers are unisexual in spiny, hollyleaf, and island redberries; alder buckthorn and European buckthorn plants may be dioecious. Flowers appear in the spring and fruits ripen several weeks to months later (Hubbard 1974).

Fruits are drupaceous, the berrylike pulpy mesocarp embedding several free 1-seeded stones (figure 1) (Johnston and Johnston 1978). Fruits are 6 to 8 mm in diameter; they are generally black in alder buckthorn and red in spiny, hollyleaf, and island redberries. Spiny, hollyleaf, and island redberries have 2 stones per fruit; alder buckthorn has 3 stones per fruit; and European buckthorn has 3 or 4 stones per fruit (figure 2). Stones are grooved on the outside (Kartesz and Gandhi 1994). Dispersal is mostly by birds.

Table 1—*Rhamnus*, buckthorn: nomenclature and occurrence

Scientific names & synonym(s)	Common name(s)	Occurrence
<i>R. alnifolia</i> L'Hér.	alder buckthorn	Transcontinental in S Canada, Maine to Virginia, Tennessee, W to Utah, California
<i>R. arguta</i> Maxim.	—	Introduced in Indiana
<i>R. cathartica</i> L.	European buckthorn, waythorn, common buckthorn	Europe & Asia; naturalized from Nova Scotia, Maine, S to Virginia, W to Montana, Wyoming, Utah, & California
<i>R. crocea</i> Nutt. <i>R. pilosa</i> (Trel.) Abrams	spiny redberry, redberry buckthorn	California to Baja California Sur, Arizona, & New Mexico
<i>R. davurica</i> Pallas	Dahurian buckthorn	Siberia to N China; introduced in Rhode Island, Pennsylvania, North Carolina, E to North Dakota, Nebraska
<i>R. davurica</i> Pallas ssp. <i>nipponica</i> (Makino) Kartesz & Gandhi	Dahurian buckthorn	Introduced in Rhode Island
<i>R. ilicifolia</i> Kellogg <i>R. crocea</i> Nutt. ssp. <i>ilicifolia</i> (Kellogg) C.B. Wolf <i>R. crocea</i> Nutt. var. <i>ilicifolia</i> (Kellogg) Greene	hollyleaf redberry	Oregon, California, Nevada, & Arizona
<i>R. japonica</i> Maxim.	Japanese buckthorn	Japan; introduced in Illinois
<i>R. lanceolata</i> Pursh ssp. <i>glabrata</i> (Gleason) Kartesz & Gandhi <i>R. lanceolata</i> Pursh var. <i>glabrata</i> Gleason	lanceleaf buckthorn	Virginia, Ohio, Tennessee, Alabama, W to South Dakota, Arkansas, Texas
<i>R. lanceolata</i> Pursh ssp. <i>lanceolata</i>	lanceleaf buckthorn	Pennsylvania, Virginia, W to Wisconsin, Indiana, Missouri, Tennessee, Alabama S California to Mexico
<i>R. pirifolia</i> Greene <i>R. crocea</i> Nutt. var. <i>pirifolia</i> (Greene) Little <i>R. crocea</i> Nutt. ssp. <i>pirifolia</i> (Greene) C.B. Wolf	island redberry	
<i>R. serrata</i> Humb. & Bonpl. ex J.A. Schultes <i>R. fasciculata</i> Greene <i>R. smithii</i> Greene ssp. <i>fasciculata</i> (Greene) C.B. Wolf	sawleaf buckthorn	Arizona, New Mexico, Texas
<i>R. smithii</i> Greene <i>R. smithii</i> Greene ssp. <i>typica</i> C.B. Wolf	Smith buckthorn	Colorado & New Mexico
<i>R. utilis</i> Dcne.	Chinese buckthorn	E China; introduced in Michigan & Illinois

Figure 1—*Rhamnus*, buckthorn: cleaned seeds of *R. alnifolia*, alder buckthorn (**left**) and *R. davurica*, Dahurian buckthorn (**right**).

Good seedcrops for all species are likely to occur in most years. Regeneration of spiny and hollyleaf redberry is primarily by stump-sprouting after fire (Conrad 1987; Keeley 1981).

The reproductive biology of a few non-North American species has been investigated, including (1) the obligatory re-sprouting of *R. palaestina* Boiss. in Israel (Naveh 1974); (2) population sex ratio, flowering phenology, and between-sex differences in reproductive allocation in Italian buckthorn (*R. alaternus* L.), a dioecious shrub of the Mediterranean region (Guitián 1995a); (3) the population sex ratio, pollen-to-ovule ratio, and flowering and fruiting phenology in *R. legionensis* Rothm., a dioecious shrub restricted to limestone areas in the León Province of north-west Spain (Guitián 1995b); and (4) the partitioning of dry mass and nitrogen between flesh and stone in European buckthorn (Lee and others 1991).

Collection, extraction, and storage. Fruits can be collected from the shrubs and trees when ripe, although collection timed to occur about 2 weeks before the fruit is fully ripe may limit losses to birds (Hubbard 1974). Fruits can be

Figure 2—*Rhamnus cathartica*, European buckthorn: longitudinal section through a seed (left) and transverse section (right) through 4 seeds in a fruit.

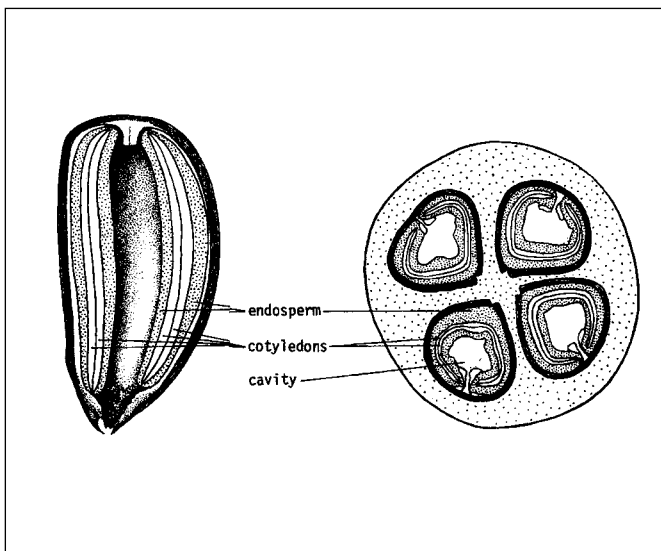
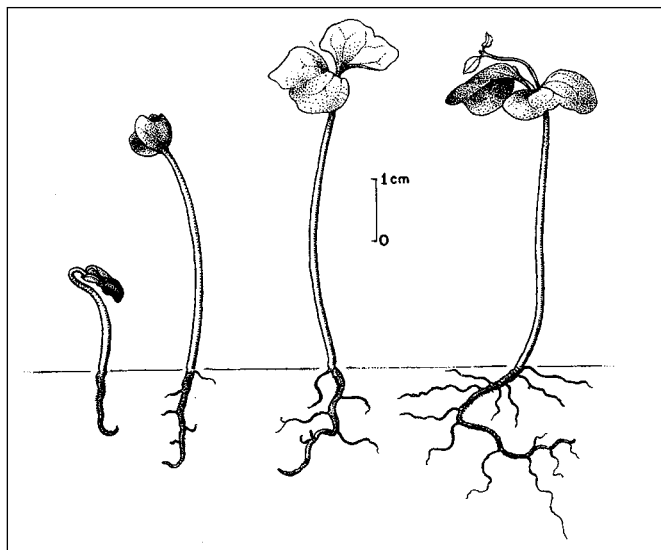


Figure 3—*Rhamnus cathartica*, European buckthorn: seedling development at 1, 4, 19, and 28 days after germination.



run through a macerator with water soon after collection; full seeds can then be cleaned of other material by repeated decantation. Data on yield of seeds are scant and based on limited samples; yields are about 105 seeds/g (2,975 seeds/oz) for spiny redberry (Keeley 1987) and 95 seeds/g (2,690 seeds/oz) for European buckthorn (Lee and others 1991).

Seed storage guidelines have not been developed for buckthorn species, but it appears that seeds can be stored adequately for several years if they are kept in sealed containers at low temperatures (Hubbard 1974).

Pregermination treatment. Considerable variability seems to exist in the need for pregermination treatments of buckthorn seed. Fresh seeds of alder buckthorn and spiny redberry apparently have no innate germination requirements (Hubbard 1974; Keeley 1987). During laboratory tests involving 1 month of stratification at 5 °C, however, more than 75% of the total germination occurred after 7 days of incubation at 23 °C in the dark. Germination increased to 90% when seeds were incubated with an initial heat treatment of 100 °C for 5 minutes and seeds were placed on soil containing 0.5 g powdered charred wood (charate) of the chaparral shrub chamise or greasewood—*Adenostoma fasciculatum* Hook. & Arn.—a treatment designed to simulate conditions after a chaparral fire (Keeley 1987). Seeds of spiny redberry germinated best after 1 month of cold stratification followed by an initial heating treatment of 100 °C for 5 minutes and incubation at 23 °C in charate-enriched soil under a 12-hour photoperiod of 350 μmol/m²/sec. Seeds germinated slowly, with more than 75% of the total germination delayed until a second cycle of stratification and incubation (Keeley 1987). Seeds of European buckthorn have been stratified for 2 to 3 months in moist peat at 5 °C (Dirr 1990). Soaking European buckthorn seeds in concentrated sulfuric acid treatment for 20 minutes to break dormancy was found to be harmful (Hubbard 1974).

There are no officially prescribed germination tests procedures for buckthorns. Viability tests by tetrazolium staining have been suggested for European species (Enescu 1991). Seeds should be soaked in water for 24 hours, cracked open in a vise, then re-soaked overnight. Staining should take place in a 1% tetrazolium solution for 24 hours at 30 °C (Dirr 1990). To be considered viable, the embryos must be completely stained, with the exception of the extreme third of the distal ends of the radicle and cotyledons.

Nursery and field practice. Detailed nursery techniques have not been developed for most buckthorn species. The available information suggests that for most of the species, the seeds should be sown in the spring at a depth of 10 to 40 mm (0.4 to 1.6 in) after they have been treated to break dormancy (Hubbard 1974). Germination is epigeal with thin, usually curved cotyledons (figure 3) (Kartesz and Gandhi 1994). Some buckthorns also are propagated by layering and by cuttings or by grafting (Hubbard 1974).

References

- Conrad CE. 1987. Common shrubs of chaparral and associated ecosystems of southern California. Gen. Tech. Rep. PSW-99. Berkeley, CA: USDA Forest Service, Pacific Southwest Forest and Range Experiment Station. 86 p.
- Dirr MA. 1990. Manual of woody landscape plants: their identification, ornamental characteristics, culture, propagation and use. Champaign, IL: Stipes Publishing Co. 1007 p.
- Enescu V. 1991. The tetrazolium test of viability. In: Gordon AG, Gosling P, Wang BSP, eds. Tree and shrub seed handbook. Zurich: International Seed Testing Association: 9.1–9.19.
- Everett TH. 1982. The New York Botanical Garden illustrated encyclopedia of horticulture. New York: Garland Publishing. 3601 p.
- Gill DS, Marks PL. 1991. Tree and shrub seedling colonization of old fields in central New York. Ecological Monographs 61: 183–205.
- Gutián J. 1995a. Sex ratio, reproductive investment and flowering phenology in dioecious *Rhamnus alternus* (Rhamnaceae). Nordic Journal of Botany 15: 139–143.
- Gutián P. 1995b. Reproductive biology of *Rhamnus legionensis* Rothm., a dioecious species endemic to the northwest Iberian peninsula. Flora (1995) 190: 345–352.
- Hickman JC, ed. 1993. The Jepson manual: higher plants of California. Berkeley: University of California Press. 1400 p.
- Hitchcock CL, Cronquist A, Ownbey M, Thompson JW. 1961. Vascular plants of the Pacific Northwest: Volume 3, Saxifragaceae to Ericaceae. Seattle: University of Washington Press. 614 p.
- Hubbard RL. 1974. *Rhamnus*, buckthorn. In: Schopmeyer CS, tech. coord. Seeds of woody plants in the United States. Agric. Handbk. 450. Washington, DC: USDA Forest Service: 704–708.
- Johnston MC, Johnston LA. 1978. Flora neotropica. Monogr: 20. New York: New York Botanical Garden. 96 p.
- Kartesz JT, Gandhi, KN. 1994. Nomenclatural notes for the North American flora. XIII. Phytologia 76: 441–457.
- Keeley JE. 1981. Reproductive cycles and fire regimes. In: Mooney HA, Bonnicksen TM, Christensen NL [and others], tech. coords. Proceedings, Fire Regimes and Ecosystem Properties Conference; 1978 December 11–15; Honolulu, HI. Gen. Tech. Rep. WO-26. Washington, DC: USDA Forest Service: 231–277.
- Keeley JE. 1987. Role of fire in seed germination of woody taxa in California chaparral. Ecology 68: 434–443.
- Krüssmann G. 1985. Manual of cultivated broad-leaved trees and shrubs. Volume III. Portland, OR: Timber Press. 510 p.
- Lee WG, Grubb PJ, Wilson JB. 1991. Patterns of resource allocation in fleshy fruits of nine European tall-shrub species. Oikos 61: 307–315.
- Mozingo H. 1987. Shrubs of the Great Basin: a natural history. Reno: University of Nevada Press. 342 p.
- Naveh Z. 1974. The ecology of fire in Israel. Proceedings Annual Tall Timbers Fire Ecology Conference 13: 131–170.
- USDA FS [USDA Forest Service]. 1937. Range plant handbook. Washington, DC: USDA FS.
- USDA NRCS [USDA Natural Resources Conservation Service]. 2001. PLANTS, Version 3.1 [website available at <http://plants.usda.gov>]. Baton Rouge, LA: USDA NRCS, National Plant Data Center.
- Ziller WG. 1974. The tree rusts of western Canada. Pub. 1329. Victoria, BC: Canadian Forestry Service, Department of the Environment. 272 p.

Ericaceae—Heath family

***Rhododendron* L.**

rhododendron and azalea

Frank A. Blazich and D. Bradley Rowe

Dr. Blazich is alumni distinguished graduate professor of plant propagation and tissue culture at North Carolina State University's Department of Horticultural Science, Raleigh, North Carolina; Dr. Rowe is associate professor at Michigan State University's Department of Horticulture, East Lansing, Michigan

Occurrence. The genus rhododendron—*Rhododendron* L.—is indigenous mainly to the Northern Hemisphere, with large concentrations in the mountain ranges of China, Tibet, and upper Burma as well as in Japan and the eastern United States. Plants are found commonly in regions with highly organic soils, high rainfall, high humidity, and a temperate climate (Cox 1990). Species range from tiny, prostrate, alpine shrubs only 5 cm tall to trees with enormous leaves that reach heights of 24 m (Leach 1961). Species native to North America are listed in table 1.

Growth habit. There are over 900 species of rhododendrons and numerous cultivars (Davidian 1992). They include many of the most spectacular flowering trees and shrubs and are one of the most important and diverse groups of ornamental plants in cultivation (Dirr and Heuser 1987). The genus comprises both rhododendrons and azaleas. General characteristics are listed in table 2; however, these distinct characters are now known to be part of a continuum of gradation. Therefore, there are no clear delineations between azaleas and rhododendrons.

Uses. Besides their aesthetic appeal, rhododendrons in the wild provide erosion control for steep watersheds and protection for wildlife. In addition, some Himalayan species have been utilized for medicinal purposes, as a tea substitute, or for incense (Cox 1990). Under cultivation, the species are recognized as one of the most important plants available due to their attractive foliage and extremely showy flowers. For landscaping, rhododendrons are unsurpassed with their variations in form, flower color, texture, and leaf morphology. Those with larger leaves should be planted in a woodland or similar setting. Rosebay rhododendron is ideal as a woodland shrub or for tall evergreen backgrounds, but its texture is much too coarse and its stature entirely too large for home foundation plantings. Catawba rhododendron and its western relative, west coast rhododendron, are also well suited for woodland plantings, although in cooler climates Catawba rhododendron occurs often in full sun.

Catawba rhododendron also has been used as a parent in many breeding programs to provide cold-hardy cultivars for the northeastern United States (LHBH 1976). Piedmont rhododendron can endure temperatures to -32°C and flowers later in the year, when there is not much floral color from other shrubs (Leach 1961). It is also among the most heat tolerant of all rhododendrons. Piedmont rhododendron grows too tall for foundation plantings but is useful as a robust, evergreen background shrub that tolerates shade. Carolina rhododendron is one of most useful and adaptable of all rhododendrons, thriving on a wide variety of sites and exposures (Leach 1961). It is well suited as a foundation planting due to its moderate size and growth habit. Chapmans' rhododendron is suited for lowland southern gardens, probably the only evergreen rhododendron that is truly heat resistant and easy to grow in the Deep South (Leach 1961). Deciduous, dwarf, small-flowering species of azaleas should be mass planted, as no other shrubs can provide such intense color in a mass planting (Hillier Nurseries 1994).

Geographic races and hybrids. Rhododendrons in the wild are quite variable. A single species may have numerous varieties and forms, and some of the deviations are extreme (Leach 1961). In addition, natural introgression among species is common, so species tend to merge with one another. Within a species, the environmental conditions present in northern locations or at high elevations can dwarf species normally attaining much larger proportions when grown in the more favorable environmental conditions present in more-southern or lower-elevation sites. At higher altitudes, leaves of various species diminish in size, which helps them to resist the drying effects of strong winds (Leach 1961).

Cultivated rhododendrons and azaleas may be species, but frequently they are cultivars of well-known hybrids. Hybrids usually result from controlled pollinations in attempts to produce plants possessing desirable characteristics of both parents. A selected hybrid is known as a clone,

Table 1—*Rhododendron*, rhododendron and azalea: nomenclature and occurrence

Scientific name & synonym(s)	Common name(s)	Occurrence
EVERGREEN RHODODENDRONS		
<i>R. carolinianum</i> Rehd.	Carolina rhododendron, Carolina azalea	Higher slopes of Blue Ridge Mtns
<i>R. catawbiense</i> Michx.	Catawba rhododendron, Catawba rosebay, mountain rosebay, purple laurel,	Mtns of West Virginia & Virginia to Georgia & Alabama
<i>R. chapmannii</i> A. Gray <i>R. minus</i> var. <i>chapmannii</i> (A. Gray) Duncan & Pullen	Chapman's rhododendron	Sandy coastal plain of NW Florida
<i>R. macrophyllum</i> D. Don ex G. Don <i>R. californicum</i> Hook. <i>R. washintonianum</i> Hort. ex Zab.	west coast rhododendron, California rosebay, Pacific rhododendron	Pacific Coast from British Columbia to central California
<i>R. maximum</i> L. <i>R. maximum</i> var. <i>roseum</i> Pursh <i>R. ashleyi</i> Coker	rosebay rhododendron, rosebay, great laurel rhododendron	Ontario & Nova Scotia S along Appalachian Mtns to Georgia & Alabama
<i>R. minus</i> Michx. <i>R. cuthbertii</i> Small; <i>R. punctatum</i> Andr.	pedmont rhododendron	Piedmont & lower mtn elevations of Tennessee & North Carolina to Alabama
DECIDUOUS RHODODENDRONS		
<i>R. alabamense</i> Rehd. <i>Azalea alabamensis</i> (Rehd.) Small	Alabama azalea	Alabama
<i>R. albiflorum</i> Hook. <i>Azalea albiflora</i> (Hook.) O. Kuntze <i>Azaleastrum albiflorum</i> (Hook.) Rydb.	Cascade azalea	Rocky Mtns of British Columbia & Alberta to Oregon & Colorado
<i>R. arborescens</i> (Pursh) Torr. <i>Azalea arborescens</i> Pursh	smooth azalea, sweet azalea	Pennsylvania to Georgia & Alabama
<i>R. atlanticum</i> (Ashe) Rehd. <i>Azalea atlantica</i> Ashe.	coast azalea, dwarf azalea	Delaware to South Carolina
<i>R. austrinum</i> (Small) Rehd. <i>Azalea austrina</i> Small	Florida flame azalea, orange azalea	Florida to SE Mississippi
<i>R. calendulaceum</i> (Michx.) Torr. <i>Azalea calendulacea</i> Michx. <i>Azalea lutea</i> auct. non L.	flame azalea, yellow azalea	SW Pennsylvania & Ohio to Georgia
<i>R. camtschaticum</i> Pallas <i>Therorhodium camtschaticum</i> (Pallas) Small	Kamchatka rhododendron	NE Asia, Alaska to British Columbia
<i>R. canadense</i> (L.) Torr. <i>Azalea canadensis</i> (L.) O. Kuntze <i>Rhodora canadensis</i> L.	rhodora	Newfoundland to Pennsylvania
<i>R. canescens</i> (Michx.) Sweet <i>Azalea canescens</i> Michx. <i>R. candidum</i> (Small) Rehd.	Florida pinxter, hoary azalea, mountain azalea	North Carolina to Florida & Texas
<i>R. cumberlandense</i> E.L. Braun <i>R. bakeri</i> auct. non (Lemm. & McKay) Hume	Cumberland rhododendron	Kentucky & West Virginia to North Carolina, Georgia, & Alabama
<i>R. flammeum</i> (Michx.) Sarg. <i>R. speciosum</i> (Willd.) Sweet <i>Azalea speciosa</i> Willd.	Oconee azalea, Piedmont azalea	South Carolina & Georgia
<i>R. lapponicum</i> (L.) Wahlenb. <i>Azalea lapponica</i> L.	Lapland rhododendron, Lapland rosebay	Mtns of N Europe, N Asia, & N North America
<i>R. oblongifolium</i> (Small) Millais <i>Azalea oblongifolia</i> Small	Texas azalea	Arkansas, SE Texas, & E Oklahoma
<i>R. occidentale</i> (Torr. & A. Gray ex Torr.) A. Gray	western azalea	S Oregon to S California

or cultivar, and does not come true from seed. Thus, vegetative propagation is essential, as seed propagation results in inevitable variation among individuals. Generally, hybrids are more adaptable because they possess a combination of those genes required by their parents to withstand the environments where they originated. As a group, hybrids flower

at an earlier age and more regularly year after year than their original parents (Leach 1961). However, every improvement in flower size or color is often accompanied by a loss in some other trait, such as foliage characteristics or disease resistance.

Table 1—*Rhododendron*, rhododendron and azalea: nomenclature and occurrence (continued)

Scientific name & synonym(s)	Common name(s)	Occurrence
R. periclymenoides (Michx.) Shinners <i>R. nudiflorum</i> (L.) Torr. <i>Azalea nudiflora</i> L. <i>R. periclymenoides</i> var. <i>eglandulosum</i> Seymour <i>R. nudiflorum</i> var. <i>glandiferum</i> (Porter) Rehd.	pinxterbloom , pinxter flower, honeysuckle, pink azalea	Maine to South Carolina & Tennessee
R. prinophyllum (Small) Millais <i>R. roseum</i> (Loisel.) Rehd. <i>R. nudiflorum</i> var. <i>roseum</i> (Loisel.) Wieg. <i>Azalea prinophylla</i> Small	rose-shell azalea , early azalea, piedmont azalea, mayflower azalea	S Quebec, through New England to Virginia & W as far as Missouri
R. prunifolium (Small) Millais <i>Azalea prunifolia</i> Small	plumleaf azalea , plum-leaved azalea	Georgia & Alabama
R. vaseyi A. Gray <i>Azalea vaseyi</i> (A. Gray) Rehd. <i>Biltia vaseyi</i> (A. Gray) Small	pink-shell azalea	North Carolina
R. viscosum (L.) Torr. <i>Azalea viscosa</i> L. <i>R. serrulatum</i> (Small) Millais <i>Azalea serrulatum</i> Small <i>R. viscosum</i> var. <i>aemulans</i> Rehd. <i>R. viscosum</i> var. <i>glaucum</i> (Michx.) A. Gray <i>R. viscosum</i> var. <i>montanum</i> Rehd. <i>R. viscosum</i> var. <i>nitidum</i> (Pursh) A. Gray <i>R. viscosum</i> var. <i>serrulatum</i> (Small) Ahles <i>R. viscosum</i> var. <i>tomentosum</i> Rehd. <i>R. coryi</i> Shinners	swamp azalea , white swamp azalea, swamp honeysuckle, clammy azalea, hammock-sweet azalea	Swamps from Maine to Florida & Louisiana

Source: LHBH (1976).

Table 2—*Rhododendron*, rhododendron and azalea: general distinguishing characteristics

Plant part	Rhododendrons	Azaleas
Leaves		
Duration	Evergreen	Deciduous
Texture	Coriaceous	Membranous
Abaxial surface	Scaly or punctate	Pubescent
Margin	Entire	Ciliate or ciliate
Flowers		
Corolla	Campanulate	Funnelform
Stamens	10 or more	5
Ovary	Scaly or tomentose	Setose

Source: LHBH (1976).

Hybrids began to appear about 1825, with most of the early ones derived from Catawba and rosebay rhododendrons, tree rhododendron (*R. arboreum* Sm.), Caucasian rhododendron (*R. caucasicum* Pall.), and *R. ponticum* L., indigenous to the United States, the Himalayas, Caucasus, and Turkey, respectively. Most of these early hybrids possessed ample foliage, firm and full flower trusses, and the ability to withstand exposure to freezing temperatures, and hence are often referred to as the “hardy hybrids.” They are

suited for landscape plantings in cold climates, and many are ideal as informal hedges or screens (Hillier Nurseries 1994). With the exploration of China and the eastern Himalayas during the first part of the 20th century, many new species were discovered and included in breeding programs. These newer hybrids show even greater variation in foliage, flower color, and growth habit (Hillier Nurseries 1994).

Two examples of hybrids that are planted widely throughout the southeastern United States are the Indian and Kurume azaleas. In fact, the Indian hybrid azaleas are likely the most popular of all flowering evergreen shrubs. They are derived primarily from Sims azalea (*R. simsii* Planch.) and macranthum azalea [*R. indicum* (L.) Sweet]—which, despite its specific epithet, is native to southern Japan not India. These hybrids are confused often with the parent species macranthum azalea, as they are sometimes sold as varieties or cultivars of *R. indicum* (LHBH 1976). Indian hybrids are broad mounding shrubs that are 2.5 to 3.0 m tall and usually grow dense in full sunlight and open and airy in the shade. They are utilized in the landscape as accent plants, for screening, and in mass groupings. The large showy flowers are 5 to 9 cm across, blooming in May with colors ranging

from white, to pink, magenta, and orange-red (Odenwald and Turner 1987). Indian azaleas are grown also as large-flowered greenhouse azaleas.

Kurume azaleas are derived primarily from Hiryu azalea—*R. obtusum* (Lindl.) Planch.—also indigenous to Japan. These low-mounding, fine-textured hybrids are slow growers with relatively small, single or “hose-in-hose” double flowers in a variety of colors (Odenwald and Turner 1987). Many selections are available and they are planted widely in the southern United States, even though they are very site-specific and temperamental shrubs.

Flowering and fruiting. The perfect, showy flowers appear from March to August (table 3). Flower colors vary widely, with white, pink, and purple predominating. Flowers are pollinated by bees (Gibson 1901) and to a lesser extent by birds (Cox 1990). Fruits are oblong, 5-valved, dehiscent

capsules that generally ripen during autumn (figure 1).

When mature, capsules turn from green to brown, at which time they split along the sides, releasing minute seeds (figures 2–4). Capsules of rosebay rhododendron contain about 400 viable seeds/capsule (Romancier 1970).

Collection of fruits, seed extraction, and cleaning.


In general, capsules should be observed closely from mid-September onward and collected as they start to turn from green to brown (Bowers 1960). Fruits are dehiscent and if capsules are not collected before they open, most of the seeds will be lost. However, capsules can be picked green and then opened in gentle heat as long as their seeds are fully developed. Capsules may be air-dried at about 21 °C for 2 to 4 weeks (Blazich and others 1991; Malek and others 1989) or oven-dried for 12 to 24 hours at 35 °C (Dirr and Heuser 1987). Many capsules will split open during drying,

Table 3—*Rhododendron*, rhododendron and azalea: growth habit and flowering

Species	Growth habit & maximum height	Flowering	Flower color
EVERGREEN RHODODENDRONS			
<i>R. carolinianum</i>	Compact shrub; to 1.8 m	May	Pink, mauve, white
<i>R. catawbiense</i>	Spreading, rounded in the open; generally wider than tall to 3 m, sometimes small tree to 6 m	May–June	Magenta, pink, white, red
<i>R. chapmanii</i>	Shrub to 1.8 m	May	Rose
<i>R. macrophyllum</i>	Open tree-like shrub; often erect to 3–9 m	May–June	Purplish rose, white
<i>R. maximum</i>	Shrub in cultivation; to 4.6 m (sometimes to 12 m in the wild)	June–July	White, pink, purplish red
<i>R. minus</i>	2.8 m	June	Rose, white
DECIDUOUS RHODODENDRONS			
<i>R. alabamense</i>	Low stoloniferous shrub; to 0.6–2.4 m	Apr–May	White
<i>R. albiflorum</i>	Erect shrub; from 0.9–2.1 m	June–July	Creamy white, yellow
<i>R. arborescens</i>	From low spreading bushes in open to tall and leggy in shade; up to 6 m	June–July	White
<i>R. atlanticum</i>	Stoloniferous shrub, forms branching sprays when well established; 0.3–1.5 m	May	White, pink
<i>R. austrinum</i>	Stiff and upright; from 3.0–3.6 m	Apr	Yellow-orange
<i>R. calendulaceum</i>	Stiff and upright; to 3.6 m	May–June	Yellow, orange, scarlet, pink
<i>R. camtschaticum</i>	Very small shrub; to 0.2 m	May	Reddish purple
<i>R. canadense</i>	Much branched shrub; to 0.9 m	Apr	Rose-purple, white
<i>R. canescens</i>	Sparingly branched shrub; to 4.6 m	Apr–May	Pink, white
<i>R. cumberlandense</i>	Low and twiggy, often stoloniferous shrub; to 2.4 m but rarely over 1.8 m	June–July	Yellow, orange, scarlet
<i>R. flammeum</i>	Mounding form; to 2.5 m	May	Scarlet, orange, yellow
<i>R. lapponicum</i>	Dwarf, procumbent shrub; to 0.3 m	Apr	Purple
<i>R. oblongifolium</i>	Upright, somewhat stoloniferous shrub; to 1.8 m	June	White, pink
<i>R. occidentale</i>	Rounded, occasionally upright or low shrub; to 1.0–4.6 m	Apr–Aug	White, pink, pale yellow
<i>R. periclymenoides</i>	Usually tall, vigorous and much-branched shrub; to 2.7 m & up to 4.5 m in wild	May	Pale pink, rose, reddish, white
<i>R. prinophyllum</i>	Upright, well branched shrub; to 2.5 m	May	Pink, white, rosy red
<i>R. prunifolium</i>	Tall, rounded-topped; up to 3.6 or 5.5 m in wild	July–Aug	Yellow, orange, scarlet
<i>R. vaseyi</i>	Upright shrub to 3.6 m	Apr–May	White, pink, crimson
<i>R. viscosum</i>	Form various: large & upright to dwarf, small tree; from 3–6 m, rounded or straggly shrub, stoloniferous form to 4.6 m	July–Oct	White, pink

Sources: Davidian (1992), Leach (1961), LHBH (1976).

Figure 1—*Rhododendron*, rhododendron: capsules with styles removed of *R. catawbiense*, Catawba rhododendron (**top**); *R. macrophyllum*, west coast rhododendron (**center**); and *R. maximum*, rosebay rhododendron (**bottom**).



whereas others may require crushing. Seeds should be cleaned well to remove chaff and broken pieces of capsules by shaking through various sized sieves. Seeds should then be graded further by removal of abnormal, damaged, or undersized seeds.

Rhododendrons normally produce copious amounts of seeds (Cox 1990; Romancier 1970); however, viable seeds are not always available on a yearly basis. Seeds are extremely small and size can vary greatly among species (Arocha and others 1999; Blazich and others 1991, 1993; Glenn and others 1998; Olson 1974) and among provenances within a species (Rowe and others 1994a). However, small differences in moisture content can cause wide variability in estimates of the number of seeds per given weight (table 4).

Storage. There is little information on proper storage techniques for maintaining long-term viability in the rhododendrons, but the evidence available suggests that the seeds of this genus are orthodox in storage behavior.

Seeds of rhododendrons with a moisture content of 4 to 9% will remain viable about 2 years at room temperature (Bowers 1960; Olson 1974). However, at room temperature,

Figure 2—*Rhododendron*, rhododendron: seeds of *R. calendulaceum*, flame azalea (**upper left**); *R. carolinianum*, Carolina rhododendron (**upper right**); *R. catawbiense*, Catawba rhododendron (**center**); *R. chapmanii*, Chapman's rhododendron (**lower left**); and *R. maximum*, rosebay rhododendron (**lower right**).

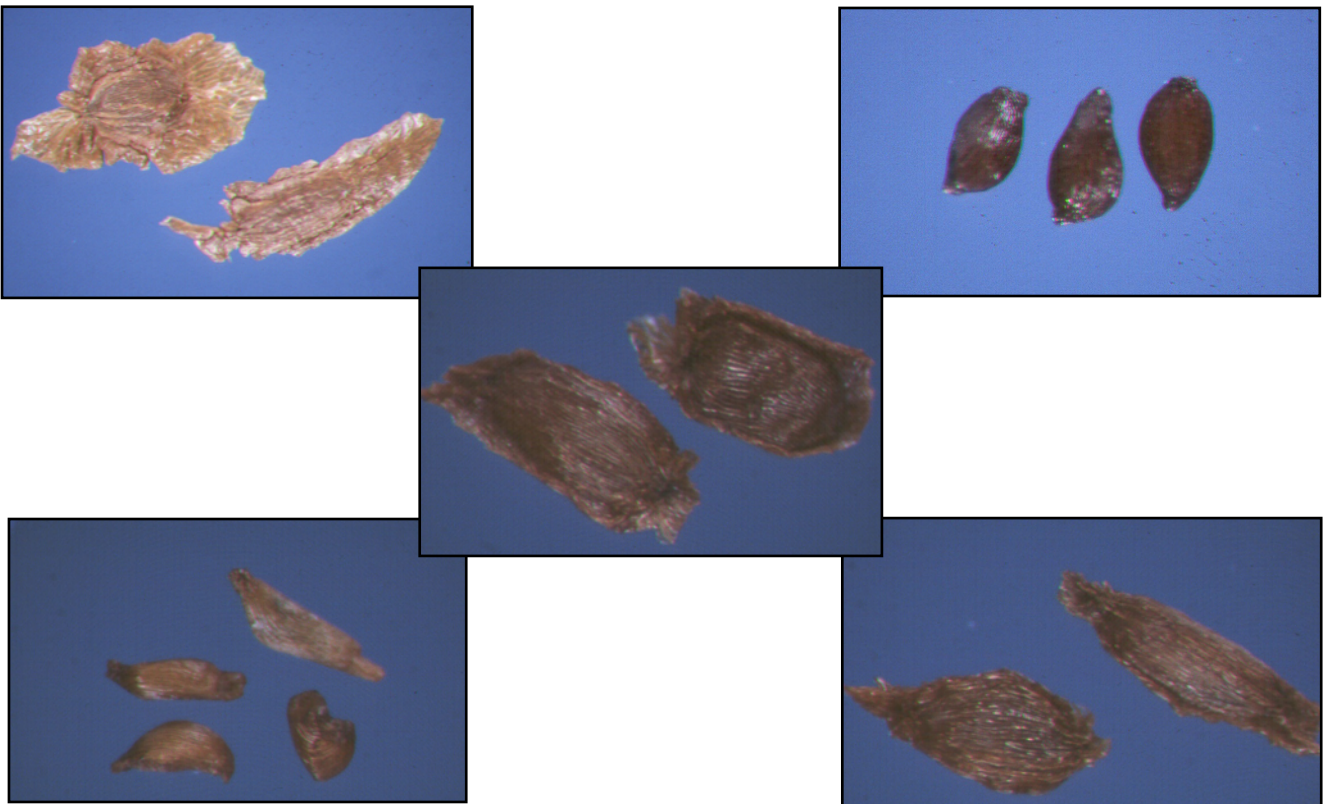


Figure 3—*Rhododendron macrophyllum*, west coast rhododendron: seeds in external view (**top left**), longitudinal section (**center**), and cross section (**bottom right**).

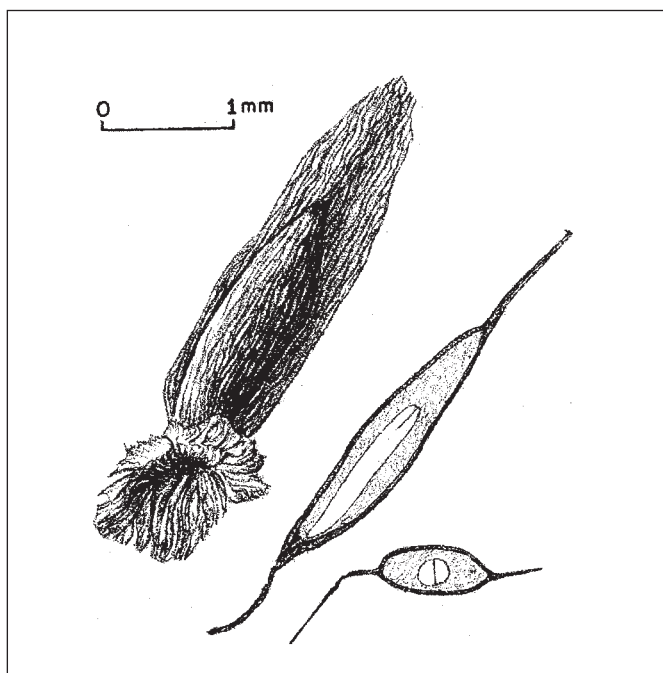
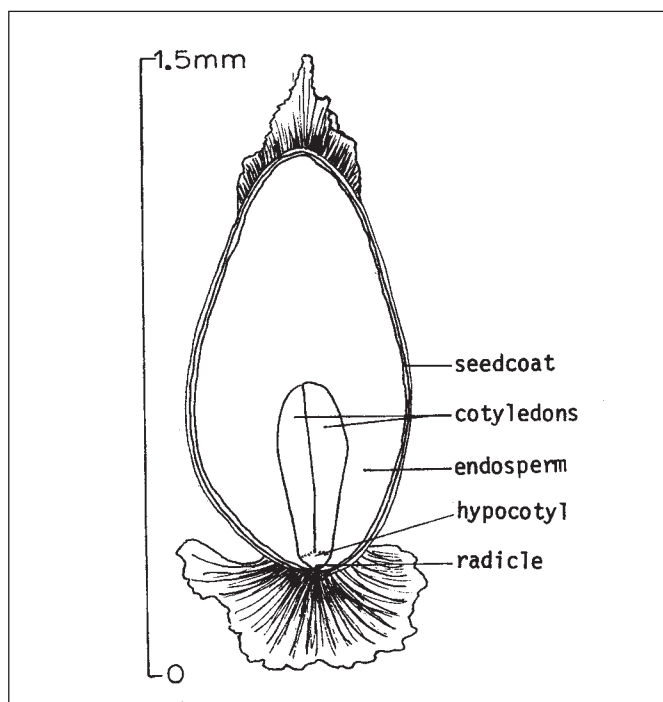


Figure 4—*Rhododendron maximum*, rosebay rhododendron: seed in longitudinal section.



seeds lose their viability at a rate of 50% a year, and those that retain their ability to germinate will sprout more slowly (Leach 1961). For Catawba and rosebay rhododendrons, Glenn and others (1998) compared seed germination under storage conditions analogous to storage in a home freezer at

–18 °C, a refrigerator at 4 °C, and at room temperature (23 °C). Seed viability remained unchanged after 5 years of storage at –18 °C and 4 °C, which strongly suggests that viability for even longer periods is possible. Thus, long-term seed storage of Catawba and rosebay rhododendrons is possible, provided seeds are first dried to moisture contents of 5 to 7% and then stored in sealed containers at –18 or 4 °C. Room temperature storage (about 23 °C) should be avoided, as viability is lost rapidly (Glenn and others 1995). In the same study, Glenn and others (1998) also included seeds of Carolina rhododendron that were stored for only 4 years. After these 4 years at –18 or 4 °C, viability remained unchanged. Although viability decreased with storage at 23 °C, the decrease was not as dramatic as that observed for seedlots of Catawba and rosebay rhododendrons at the same temperature.

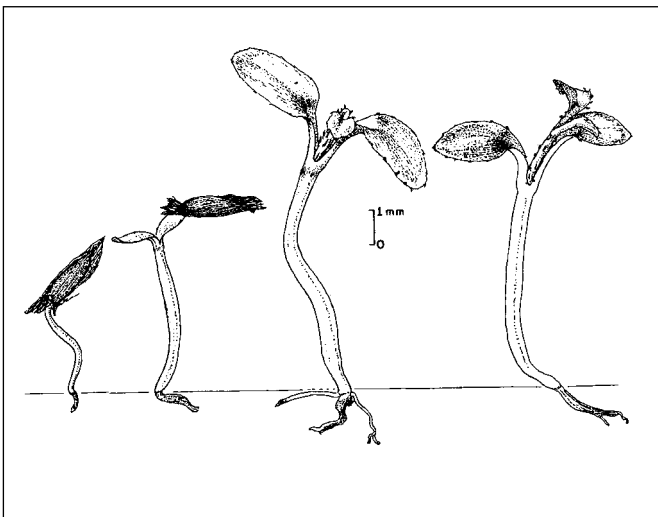
Pretreatment and germination tests. Mature seeds of rhododendrons possess no dormancy and will germinate shortly after sowing (Fordham 1960; Romancier 1970). Official testing rules prescribe a 21-day test on the top of moist blotter paper at 8 hours of daylight at 30° C and 16 hours of night at 20° C or a constant of 25° C with 8 hours of light daily (AOSA 1993). Germination is epigeal (figure 5). Several 30-day germination tests have been conducted for various species at a constant temperature of 25 °C or an alternating 8/16 hour thermoperiod of 25/15°C in combination with photoperiods ranging from total darkness to 24 hours. During these tests, light was provided by cool-white fluorescent lamps that provided an approximate photosynthetic photon flux (400 to 700 nm) of 28 $\mu\text{mol}/\text{m}^2/\text{sec}$ (2.2 klux). Species tested included flame azalea (Malek and others 1989) and Carolina (Blazich and others 1993), rosebay (Blazich and others 1991), and Catawba rhododendrons (Blazich and others 1991; Rowe and others 1994a). In all species tested except one, seeds required light to germinate. In addition, an alternating thermoperiod enhanced germination when light was limiting. These results agree partially with the work of Cho and others (1981), who also reported that seeds of 5 species of rhododendron native to Korea—macranthum azalea, *R. indicum* (L.); Sweet; Japanese azalea, *R. japonicum* A. Gray Suring; *R. mucronulatum* Turcz.; royal azalea, *R. schlippenbachii* Maxim.; and yodogawa azalea, *R. yedoense* Maxim. ex Regel—did not germinate in darkness at a constant temperature but did germinate in darkness when subjected to an alternating temperature. In addition, germination sometimes is inhibited by long photoperiods. For equivalent photoperiods, inhibition (when present) will be more pronounced at 25/15 °C than at 25 °C because an alternating temperature can substitute partially

Table 4—*Rhododendron*, rhododendron and azalea: variation in seed size among species and seed source

Species	Seed source	Elevation (m)	Seed moisture content (%)	Cleaned seeds/wt	
				/g	/oz
<i>R. calendulaceum</i>	Watauga Co., North Carolina	1,400	6	4,350	122,000
<i>R. carolinianum</i>	Henderson Co., North Carolina	720	6	29,460	825,000
	Burke Co., North Carolina	1,100	4	23,930	670,000
<i>R. catawbiense</i>	Buncombe Co., North Carolina	1,860	7	6,070	170,000
	Buncombe Co., North Carolina	1,860	6	6,070	170,000
	Yancey Co., North Carolina	1,954	10	6,780	190,000
	Johnston Co., North Carolina	67	9	5,700	160,000
	Cherokee Co., Georgia	320	7	5,000	140,000
<i>R. chapmanii</i>	Gadsden-Liberty Cos., Florida	—	5.5	29,100	815,000
<i>R. macrophyllum</i>	Oregon	—	—	4,460	125,000
<i>R. maximum</i>	Avery, Co., North Carolina	950	6	11,790	330,000
	Avery, Co., North Carolina	950	5	11,430	320,000

Sources: Arocha and others (1999), Blazich and others (1991, 1993), Glenn and others (1998), Malek and others (1989, 1990), Olson (1974), Rowe and others (1994a).

Figure 5—*Rhododendron macrophyllum*, west coast rhododendron: seedling development at 1, 9, 40, and 60 days after germination.



for the light requirement for some species (Toole and others 1955). However, this inhibition usually dissipates by the end of 30 days of germination (Blazich and others 1991, 1993; Rowe and others 1994a).

A test of seeds of flame azalea collected from the Blue Ridge Mountains of western North Carolina demonstrated that (at a constant temperature of 25 °C) increasing photoperiods increased germination, with maximum germination (85%) occurring by day 12 under continuous light (Malek and others 1989). An 8/16-hour thermoperiod of 25/15 °C enhanced germination when light was limiting. Maximum germination of 84 to 91% was reached by day 24 for all photoperiods $\geq 1/2$ hour, although at photoperiods ≥ 4 hours, comparable germination was noted at day 18 (Malek and others 1989). Similar results were reported for seeds of

Carolina rhododendron collected in Henderson County, North Carolina, except that cumulative germination was lower (Blazich and others 1993).

Seeds of rosebay rhododendron collected in Avery County, North Carolina, also required light for germination regardless of temperature. At 25 °C, increasing photoperiods increased germination, with 79 and 81% germination occurring by day 21 for the 12- and 24-hour photoperiods, respectively. The alternating temperature again enhanced germination when light was limiting. At the alternating thermoperiod, germination of 92 to 97% was reached by day 21 for photoperiods ≥ 4 hours (Blazich and others 1991).

Rowe and others (1994a) also found that seeds of Catawba rhododendron have an obligate light requirement for germination. In contrast, Blazich and others (1991), reported that without light, seeds of Catawba rhododendron collected in Buncombe County, North Carolina, germinated in the dark. However, germination at 25 °C was low (5%), with moderate germination (64%) occurring at 25/15 °C. At both thermoperiods, germination > 95% was attained by day 15 for photoperiods of $1/2$ to 12 hours. This suggests that the germination response of Catawba rhododendron in darkness may vary, depending on the provenance or on the environmental conditions under which the seeds developed. The work of Glenn and others (1998) has suggested that the light requirement does not disappear during dry storage.

In addition, Rowe and others (1994a) compared germination in seeds from 3 provenances of Catawba rhododendron—Johnston County, North Carolina (elevation 67 m); Cherokee County, Georgia (elevation 320 m); and Yancey County, North Carolina (elevation 1,954 m)—representing diverse geographical and altitudinal distributions. Generally, light and temperature requirements for germination of seeds

from all provenances were similar. Regardless of temperature, seeds required light for germination, and daily photoperiods as short as $1/2$ hour maximized germination. The major difference in germination response among provenances was related to seed vigor. Seeds from the Yancey County (higher-elevation) provenance germinated at a faster rate with greater cumulative germination than seeds from lower elevation provenances.

In studying effects of irradiance on seed germination of rosebay rhododendron, Romancier (1970) provided a range of irradiance levels to seeds during 16-hr photoperiods at 22 °C. He reported zero germination in total darkness but found no significant differences in germination with light intensities ranging from 1.6 $\mu\text{mol}/\text{m}^2/\text{sec}$ (0.13 klux or 12 foot-candles) to 21.9 $\mu\text{mol}/\text{m}^2/\text{sec}$ (1.72 klux or 160 foot-candles), indicating that very low levels of irradiance will stimulate germination. All seeds, including those in total darkness, had been exposed to light before the test began, so it is during the period following imbibition that light is essential. Glenn and others (1999) reported that dormancy was induced in seeds of Catawba and rosebay rhododendrons by not subjecting seeds immediately to light following imbibition. However, the degree of dormancy varied depending on (a) the length of time imbibed seeds were maintained in darkness and (b) the temperature at which the dark treatments were imposed and the seeds were germinated.

Nursery practice and seedling care. Rhododendrons may be propagated by seeds, stem cuttings (Dirr and Heuser 1987; Hartmann and others 2002), layering (Wells 1985), grafting (Wells 1985), and micropropagation (tissue culture) (Anderson 1984; McCown and Lloyd 1983). Commercially, plants usually are propagated by stem cuttings, although rooting ability is genotype specific. Procedures developed for micropropagation are currently being used with great success. Nevertheless, seed propagation is still practiced to develop new hybrids, raise understocks for grafting, and propagate wild species.

Seeds should be sown in January or as early as local conditions will allow. This is important to allow maximum growth the first year. The longer the growing period before mid-July (when growth normally ceases), the larger the seedlings will be at the end of the first season (Leach 1961). Many materials have been used as a germination medium, including vermiculite, perlite, sawdust, peat, and various soil mixes. Flats filled with peat moss and sand or perlite mixtures topped with 6 mm ($1/4$ in) of slightly firmed shredded sphagnum moss work well (Wells 1985). Many propagators are convinced that a medium consisting solely of shredded sphagnum moss provides the best results (Leach 1961; Wells

1985). Sphagnum moss is naturally acidic, retains water, and inhibits fungal organisms responsible for damping-off.

Seeds should be sown sparingly. Because of the need for light and their small size, seeds should not be covered with medium. Flats can then be placed in a greenhouse with moderate heat (24 °C), preferably under intermittent mist. Covering flats with glass or plastic may be advisable if mist is not available. Most seeds germinate in 1 to 3 weeks. In an additional 4 to 8 weeks, small seedlings will have 2 to 4 true leaves in addition to the cotyledons (Anderson and Anderson 1994). The time of germination and the first few weeks thereafter are critical. Seedlings must be shaded from direct sunlight, and the surface of the medium should never be allowed to become dry, not even briefly. Some growers sow about 1,000 seeds in a standard flat measuring 36 × 51 × 10 cm (14 × 20 × 4 in) and then transplant seedlings when they are still very small. Others sow them more sparsely and wait until the plants are about 2.5 cm (1 in) tall before transplanting.

In about 6 months, seedlings will be large enough to be transplanted. During the critical transplanting stage, young seedlings are carefully teased out from the sphagnum. The root system will separate easily if an underlying sand and peat mixture is used. Then, seedlings are transplanted into prepared flats containing an acidic medium (pH 4.0 to 5.5), taking care not to bury the cotyledons. Commercial growers usually put 108 seedlings into a standard flat filled with sterilized medium (Leach 1961). Flats may then be placed back in the greenhouse under shade, where they will remain for 9 months. Overwintering is seldom a problem in a greenhouse as long as plants are prevented from freezing. During seedling growth, plants may be fertilized with about 180 ppm N from a 15-45-5 (N:P₂O₅:K₂O) water-soluble fertilizer also containing 200 ppm calcium chloride (CaCl₂) and 75 ppm magnesium sulfate (MgSO₄). In addition, terminal growth often is pinched back to produce bushier plants. With flame azalea, Malek and others (1992a) reported that lateral shoot development in seedlings could be stimulated by either manual or chemical pinching. Generally, the number of lateral shoots increased with the leaf stage at which manual pinching was imposed. The highest number of shoots resulted by removing the terminal 2 nodes at the 16-leaf stage. Both pinched and nonpinched plants treated with dikegulac—2,3:4,6 bis-O-(1-methylethylidene) α -L-xylo-2-hexulofuranosonic acid—produced more lateral shoots than manual pinching alone. The number of shoots increased linearly with increasing concentrations of dikegulac over a range of 0 to 4,000 ppm, whereas responses to 4,000, 6,000, and 8,000 ppm were comparable. However, considerable

reduction in leaf, stem, and root dry weights occurred with increasing concentration. This research also demonstrated that pinching seedlings manually prior to dikegulac treatment did not result in significantly greater numbers of lateral shoots compared to dikegulac treatment of nonpinched plants.

In spring, 1-year-old seedlings are removed from the flats, graded, and planted into pots or prepared beds to grow 1 or 2 more years before planting in permanent locations. They can be placed outdoors to harden off when the chance of killing frost has past, but they must not be exposed to direct sunlight. When plants of Catawba rhododendron were grown in controlled-environment growth chambers under

long days at 16 different day/night temperature combinations, Rowe and others (1994b) found that a day/night cycle of 22/22 °C to 26/22 °C was optimal for seedling growth, whereas cycles ranging from 30/22 °C to 26/22 °C optimized net photosynthesis (Rowe and others 1994c). Similar results were reported for flame azalea (Malek and others 1992b). Throughout propagation and subsequent culture, plants should be examined frequently for insect and disease problems. Rhododendrons can be raised successfully with proper handling of the tender and delicate young seedlings by using a porous, well-drained acidic medium high in organic matter, and by maintaining ample moisture at all times.

References

- Anderson WC. 1984. A revised tissue culture medium for shoot multiplication of rhododendron. *Journal of the American Society for Horticultural Science* 109(3): 343–347.
- Anderson A, Anderson S. 1994. How to grow rhododendrons from seed. *Journal of the American Rhododendron Society* 48(1): 10.
- Arocha LO, Blazich FA, Warren SL, Thetford M, Berry JB. 1999. Seed germination of *Rhododendron chapmanii*: influence of light and temperature. *Journal of Environmental Horticulture* 17(4): 193–196.
- AOSA [Association of Official Seed Analysts]. 1993. Rules for testing seeds. *Journal of Seed Technology* 16(3): 1–113.
- Blazich FA, Warren SL, Acedo JR, Reece WM. 1991. Seed germination of *Rhododendron catawbiense* and *Rhododendron maximum*: influence of light and temperature. *Journal of Environmental Horticulture* 9(1): 5–8.
- Blazich FA, Warren SL, Starrett MC, Acedo JR. 1993. Seed germination of *Rhododendron carolinianum*: influence of light and temperature. *Journal of Environmental Horticulture* 11(2): 55–58.
- Bowers CG. 1960. *Rhododendrons and azaleas*. 2nd ed. New York: Macmillan. 525 p.
- Cho MS, Jung JH, Yeom DY. 1981. Studies on seed germination of rhododendron plants. *Journal of the Korean Society of Horticultural Science* 22: 107–120.
- Cox PA. 1990. *The larger rhododendron species*. Portland, OR: Timber Press. 389 p.
- Davidian HH. 1992. *The Rhododendron species*. Volume 3. *Elepidotes* continued, *Neriiflorum-Thomsonii*, *Azaleastrum* and *Camtschaticum*. Portland, OR: Timber Press. 381 p.
- Dirr MA, Heuser Jr CW. 1987. *The reference manual of woody plant propagation: from seed to tissue culture*. Athens, GA: Varsity Press. 239 p.
- Fordham AJ. 1960. Propagation of woody plants by seed. *Arnoldia* 20(6): 33–40.
- Gibson WH. 1901. *Blossom hosts and insect guests*. New York: Newson and Company. 197 p.
- Glenn CT, Blazich FA, Warren SL. 1998. Influence of storage temperatures on long-term seed viability of selected ericaceous species. *Journal of Environmental Horticulture* 16(3): 166–172.
- Glenn CT, Blazich FA, Warren SL. 1999. Secondary seed dormancy of *Rhododendron catawbiense* and *Rhododendron maximum*. *Journal of Environmental Horticulture* 17(1): 1–4.
- Hartmann HT, Kester DE, Davies FT Jr, Geneve RL. 2002. *Hartmann and Kester's plant propagation: principles and practices*. 7th ed. Upper Saddle River, NJ: Prentice-Hall. 880 p.
- Hillier Nurseries. 1994. *The Hillier manual of trees and shrubs*. 6th ed. Newton Abbot, Devon, UK: David and Charles. 704 p.
- Leach DG. 1961. *Rhododendrons of the world and how to grow them*. New York: Charles Scribner's Sons. 544 p.
- LHBH [Liberty Hyde Bailey Hortorium]. 1976. *Hortus third: a concise dictionary of plants cultivated in the United States and Canada*. New York: Macmillan. 1290 p.
- Malek AA, Blazich FA, Warren SL, Shelton JE. 1989. Influence of light and temperature on seed germination of flame azalea. *Journal of Environmental Horticulture* 7(3): 109–111.
- Malek AA, Blazich FA, Warren SL, Shelton JE. 1990. Influence of light and temperature on seed germination of flame azalea. *Journal of the American Rhododendron Society* 44(4): 215–217.
- Malek AA, Blazich FA, Warren SL, Shelton JE. 1992a. Growth response of seedlings of flame azalea to manual and chemical pinching. *Journal of Environmental Horticulture* 10(1): 28–31.
- Malek AA, Blazich FA, Warren SL, Shelton JE. 1992b. Initial growth of seedlings of flame azalea in response to day/night temperature. *Journal of the American Society for Horticultural Science* 117(2): 216–219.
- McCown BH, Lloyd GB. 1983. A survey of the response of *Rhododendron* to in vitro culture. *Plant Cell, Tissue and Organ Culture* 2: 77–85.
- Odenwald N, Turner J. 1987. Identification, selection, and use of southern plants for landscape design. Baton Rouge, LA: Claitor's Publishing. 660 p.
- Olson Jr DF. 1974. *Rhododendron* L., rhododendron. In: Schopmeyer CS, tech. coord. *Seeds of woody plants in the United States*. Agric. Handbk 450. Washington, DC: USDA Forest Service: 709–712.
- Romancier RM. 1970. Ecology of the seedling establishment of *Rhododendron maximum* L. in the southern Appalachians [PhD dissertation]. Durham, NC: Duke University. 189 p.
- Rowe DB, Blazich FA, Warren SL, Ranney TG. 1994a. Seed germination of three provenances of *Rhododendron catawbiense*: influence of light and temperature. *Journal of Environmental Horticulture* 12(3): 155–158.
- Rowe DB, Warren SL, Blazich FA. 1994b. Seedling growth of Catawba rhododendron: I. Temperature, optima, leaf area, and dry weight distribution. *HortScience* 29(11): 1298–1302.
- Rowe DB, Warren SL, Blazich FA, Pharr DM. 1994c. Seedling growth of Catawba rhododendron: II. Photosynthesis and carbohydrate accumulation and export. *HortScience* 29(11): 1303–1308.
- Toole EH, Toole VK, Borthwick HA, Hendricks SB. 1955. Interaction of temperature and light in germination of seeds. *Plant Physiology* 30: 473–478.
- Wells JS. 1985. *Plant propagation practices*. Chicago: American Nurseryman Publishing. 367 p.

Rhodotypos scandens (Thunb.) Makino

jetbead

Paul O. Rudolf and Peyton W. Owston

Dr. Rudolf (deceased) retired from the USDA Forest Service's North Central Forest and Range Experiment Station; Dr. Owston retired from the USDA Forest Service's Pacific Northwest Research Station

Synonyms. *R. tetrapetalus* (Sieb.) Makino


Growth habit, occurrence, and use. The only member of the genus *Rhodotypos* introduced to any extent in the United States is jetbead—*R. scandens* (Thunb.) Makino. Native to Japan and central China, jetbead is an upright, spreading, deciduous shrub usually 1 to 2 m tall; it reaches 5.5 m in Japan. It was introduced into cultivation chiefly for ornamental purposes in 1966 (Ohwi 1965; Rehder 1940) and is now considered invasive.

Flowering and fruiting. The showy, white, perfect flowers are 2.5 to 5 cm across and bloom from April to June (Ohwi 1965; Rehder 1940). Jetbead fruits are shiny, black, dry drupes, obliquely ellipsoid in shape (figure 1). They ripen in October or November and persist on the plant well into the winter; each contains 1 small stubby ellipsoidal stone (seed) about 6 mm long, dull tan in color, and characteristically sculpted in the manner of leaf venation, with the “midrib” extending around the longest periphery (figure 2) (Rehder 1940; Wyman 1947).

Collection of fruits, and extraction and storage of seeds. The fruits can be collected from the bushes by hand or flailed onto canvas from October to midwinter (Rudolf 1974). Extraction of stones from the fruits may not be necessary. In one sample, the number of cleaned seeds per weight was 11,488/kg (5,210/lb); purity was 89% and soundness 86% (Rudolf 1974). Seeds of this species are orthodox and can be stored air-dry in open containers at 1 to 10 °C for up to 9 months without loss of viability. Storage in sealed containers and in a vacuum at various humidities did not improve results (Flemion 1933).

Pregermination treatments. The seeds exhibit a combined dormancy that can be overcome by stratification in moist peat for 30 days at 25 to 30 °C, followed by 90 days of stratification at 5 °C (Barton 1961; Flemion 1933). Partially after-ripened seeds subjected to high temperature go into secondary dormancy (Flemion 1933).

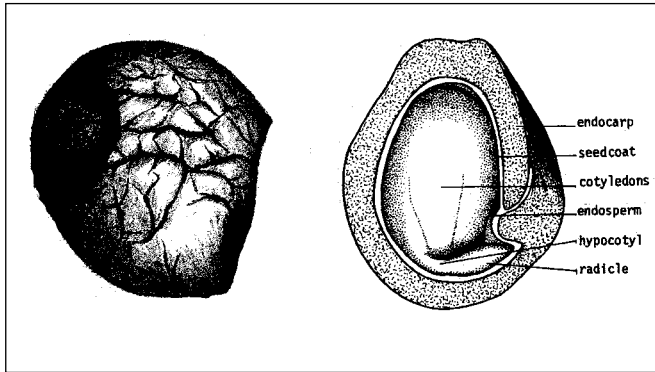
Figure 1—*Rhodotypos scandens*, jetbead: fruit.



Germination tests. Germination tests can be made in sand flats at temperatures of 20 °C (night) and 30 °C (day) for 90 days. In 3 tests, 81% (range 72 to 86%) of stratified seeds germinated, whereas only 16% of untreated seeds germinated (Flemion 1933; Rudolf 1974).

Nursery practice. Seeds should be sown in the fall in mulched or board-covered cold frames. A sowing depth of 12 mm (1/2 in) is suggested. Some germination will take place the second year (Flemion 1933). Slightly green (immature) seeds sown in the fall are reported to germinate in 1 year (Dirr and Heuser 1987). Presumably, stratified seeds could be sown in the spring. In a planting test of slightly green seeds collected in August and sown immediately, 100% germination was seen the next spring (Titus 1940). Stem cuttings of jetbead can be rooted any time that the plants have leaves, but June and July are best. A mistbed or shaded plastic tent is recommended (Dirr and Heuser 1987).

Figure 2—*Rhodotypos scandens*, jetbead: cleaned seed (**left**) and longitudinal section through a seed (**right**).



References

- Barton LV. 1961. Experimental seed physiology at Boyce Thompson Institute for Plant Research, Inc., Yonkers, N.Y. 1924–1961. Proceedings of the International Seed Testing Association 26(4): 561–596.
- Dirr MA, Heuser CW Jr. 1987. The reference manual of woody plant propagation from seed to tissue culture. Athens, GA: Varsity Press. 239 p.
- Flemion F. 1933. Physiological and chemical studies of after-ripening of *Rhodotypos kerrioides* seeds. Contributions of the Boyce Thompson Institute 5: 143–159.
- Ohwi J. 1965. Flora of Japan. Washington, DC: Smithsonian Institution. 1067 p.
- Rehder A. 1940. Manual of cultivated trees and shrubs hardy in North America. 2nd ed. New York: Macmillan. 996 p.
- Titus GR. 1940. So-called 2-year seeds germinated first-year. American Nurseryman 72(11): 22.
- Wyman D. 1947. Seed collecting dates of woody plants. Arnoldia 7(9): 53–56.

Anacardiaceae—Sumac family

Rhus L.

sumac

D. Bradley Rowe and Frank A. Blazich

Dr. Rowe is associate professor at Michigan State University's Department of Horticulture, East Lansing, Michigan; Dr. Blazich is alumni distinguished graduate professor of plant propagation and tissue culture at North Carolina State University's Department of Horticultural Science, Raleigh, North Carolina

Growth habit, occurrence, and use. The genus sumac—*Rhus* L.—consists of about 150 species of deciduous or evergreen shrubs, trees, and vines indigenous to temperate and subtropical regions of both hemispheres (LHBH 1976; Rehder 1990; RHS 1994). They occur frequently as pioneer species on disturbed sites and abandoned fields and along woodland borders. However, they are intolerant of shade and cannot compete with invading trees (Gill and Healy 1974). Sumacs are tolerant of poor, sandy, or rocky soils, and of soil moisture regimes ranging from dry to wet. For example, smooth sumac is adaptable to sites ranging from nearly bare rock to sand to heavy clay, and tolerates soil pH from acidic to slightly alkaline (Johnson and others 1966). Species native to North America are listed in table 1.

Three species of the genus *Toxicodendron*—poison-oak, *Toxicodendron diversilobum* (Torr. & Gray) Greene; poison-ivy, *T. radicans* (L.) Kuntze; and poison-sumac, *T. vernix* (L.) Kuntze—also are included because they are referred to frequently as *R. diversiloba* Torr. & Gray, *R. radicans* L., and *R. vernix* L., respectively. Laurel-sumac—*Malosma laurina* (Nutt.) Nutt. ex Abrams, until recently known as *Rhus laurina* Nutt.—is also included for the same reason.

Members of the sumac genus are shrubs, vines, or trees with alternate, simple, or featherlike (pinnate) compound leaves. Winter buds are minute, naked (without scales), and covered with dense hairs. Sumacs are fast growing and usually short-lived plants. Roots of sumac can spread more than 16 m in each direction, forming an extensive root network near the surface (Duncan 1935).

Sumacs are valuable for erosion control because of proliferation of rhizomes that results in an extensive root system. The species is ideally suited for roadside plantings, revegetation of areas of eroded or depleted soils, range reclamation and mine spoils restoration, and other conservation plantings (Brinkman 1974; Humphrey 1983). Some are grown as ornamentals for their pinnate foliage; persistent terminal showy fruits; and brilliant red, orange, or yellow

fall color. This is especially true of the cutleaf staghorn sumac—*R. hirta* (L.) Sudworth 'Laciniata'—with its deeply cut, bright green leaves in summer; brilliant orange-red fall color; and twisted, exotic forms in winter (Cross 1988). Sumacs are recommended as ornamental shrubs for dry and open sites, but cultivation is easy in any garden soil.

Species of sumac also provide wildlife with habitat and an important source of food. Their thicket-forming growth provides excellent cover for birds and animals. The fruits, produced in large quantities each year, are eaten by over 30 species of birds, as well as rodents and other mammals. The twigs and leaves are browsed by deer (*Odocoileus* spp.), moose (*Alces americana*), and mountain sheep (*Ovis* spp.) (Elias 1989; Strauss 1988). The wood is soft, weak, and of no commercial value (Elias 1989). However, skunkbush was once used by Native Americans for food, as a tobacco substitute, and for making baskets. In addition, some species can be processed to yield tannin and lacquer (LHBH 1976).

Geographic races and hybrids. There is some disagreement among taxonomists as to the classification of genera (*Rhus* vs. *Toxicodendron*) and particular species. For example, prairie sumac is often considered to be a variety or race of shining sumac (Elias 1989). In addition, natural hybridization occurs in the wild (Johnson and others 1966).

Flowering and fruiting. Plants are dioecious (flowers imperfect, one sex) or polygamous (flowers imperfect and perfect, both sexes). Flowers are small and rather inconspicuous and are borne in terminal or axillary clusters in the spring (table 2). They are pollinated by bees. Fruits are small, hairy, berry-like drupes, rounded to egg-shaped, containing a single nutlet or seed without endosperm (figures 1–3) (Brinkman 1974; Elias 1989). In most species, fruits form a dense cluster and ripen in the fall and may persist on the plant through winter. Seeds are spread primarily by birds and small mammals (Brinkman 1974). Sumacs generally produce copious quantities of seeds with some seeds produced nearly every year.

Table 1—*Rhus*, sumac; *Toxicodendron*, poison-ivy, etc.; *Malosma*, laurel-sumac: nomenclature and occurrence

Scientific names & synonym(s)	Common name(s)	Occurrence
<i>R. aromatica</i> Ait. <i>R. canadensis</i> Marsh.	fragrant sumac , lemon sumac, sweet-scented sumac	Vermont & Ontario to Minnesota, S to Florida & Louisiana
<i>R. choriophyllum</i> Woot. & Standl.	Mearns sumac	S New Mexico & Arizona & adjacent Mexico
<i>R. copallina</i> L.	shining sumac , winged sumac, mountain sumac, wing-rib sumac, dwarf sumac	Maine & Ontario to Minnesota, S to Florida & Texas
<i>R. glabra</i> L. <i>Schmaltzia glabra</i> Small <i>R. borealis</i> Greene	smooth sumac , scarlet sumac	Maine to British Columbia, S to Florida & Arizona
<i>R. hirta</i> (L.) Sudworth <i>R. typhina</i> L.	staghorn sumac , velvet sumac	Quebec to Ontario, S to Georgia, Indiana, & Iowa
<i>R. integrifolia</i> (Nutt.) Benth. & Hook. f. ex Brewer & S. Wats.	lemonade sumac , sourberry, lemonade berry	S California & Baja California
<i>R. kearneyi</i> Barkl.	Kearney sumac	Arizona & N Baja California
<i>R. lanceolata</i> (Gray) Britt. <i>R. copallina</i> var. <i>lanceolata</i> Gray	prairie sumac	S Oklahoma & E Texas to S New Mexico & adjacent Mexico
<i>R. michauxii</i> Sarg. <i>Schmaltzia michauxii</i> M. Small	false poison sumac	North Carolina to Georgia
<i>R. microphylla</i> Engelm. ex Gray	desert sumac , scrub sumac, small-leaf sumac	SW US & adjacent Mexico
<i>R. ovata</i> S. Wats. <i>R. ovata</i> var. <i>traskiae</i> Barkl.	sugarbush , sugar sumac	Arizona, S California, N Baja California
<i>R. trilobata</i> Nutt. <i>Schmaltzia anisophylla</i> Greene <i>S. trilobata</i> var. <i>anisophylla</i> (Greene) Barkl.	skunkbush , ill-scented sumac	Illinois to Washington, California, & Texas
<i>R. virens</i> Lindheimer ex Gray	evergreen sumac , tobacco sumac, lentisco	SW US
RELATED TAXA		
<i>Toxicodendron diversilobum</i> (Torr. & Gray) Greene <i>R. diversiloba</i> Torr. & Gray <i>R. toxicodendron</i> ssp. <i>diversilobum</i> Torr. & A. Gray) Engl.	poison-oak	British Columbia to Baja California
<i>T. radicans</i> ssp. <i>radicans</i> (L.) Kuntze <i>R. radicans</i> L.; <i>R. toxicodendron</i> L.	poison-ivy	Nova Scotia to Florida, W to Minnesota, Nebraska, & Arkansas
<i>T. vernix</i> (L.) Kuntze <i>R. vernix</i> L.	poison-sumac , swamp sumac, poison elder	Swamps, Maine to Minnesota, S to Florida & Louisiana
<i>Malosma laurina</i> (Nutt.) Nutt. ex Abrams <i>R. laurina</i> Nutt.	laurel-sumac	S California, Baja California
Sources: Elias (1989), LHBH (1976), Rehder (1990), RHS (1994).		

Collection of fruits, seed extraction, and cleaning.

Fruit clusters, which may be picked by hand as soon as they are ripe, are often available until late in the year. If collected early, fruits of smooth sumac and staghorn sumac, which occur in very dense clusters, may need additional drying and should be spread out in shallow layers for drying. However, fruits usually will be dry enough to process if they are collected in late fall or early winter (Brinkman 1974). Hybrid clumps often are found where smooth sumac and staghorn sumac occur near each other (Johnson and others 1966). These hybrid clumps may have seed-stalk heads that appear normal, but most seeds therein are generally empty, with the

few full seeds usually infertile. Care must be taken to avoid such hybrid clumps. Even seeds of nonhybrid clumps should be checked carefully before collection to make certain that an excessive amount of empty seeds are not present. An estimate of the amount of empty seeds can be determined by crushing a small sample with a pair of pliers (Johnson and others 1966).

Dried fruit clusters can be separated into individual fruits by rubbing or beating the clusters in canvas sacks, followed by screening to remove debris (Brinkman 1974). Seeds can then be cleaned by running them through a macerator with water to remove remaining pieces of seedcoats

Table 2—*Rhus*, sumac; *Toxicodendron*, poison ivy, etc.; *Malosma*, laurel-sumac: growth habit, flowers, and fruits

Species	Growth habit & max height	Flowers	Fruits
<i>R. aromatica</i>	Shrub to 2.5 m	Yellowish, in clustered spikes 5–20 cm long, forming short panicles that appear before leaves	Red, hairy, 6 mm across; early summer, persist into early winter
<i>R. choriophylla</i>	Shrub or small tree to 5 m with an open irregular crown	Tiny, in dense branched clusters 5–6 cm long & wide from July–August	Red, hairy, 6–8 mm across
<i>R. copallina</i>	Shrub or small tree to 6 m	Greenish, in dense terminal panicles	Red, hairy; late summer, persist into winter
<i>R. glabra</i>	Shrub or tree to 6 m	Green, in dense panicles 10–25 cm long	Scarlet, hairy; summer
<i>R. hirta</i>	Shrub or tree to 9 m, twigs densely pubescent	Greenish in dense, terminal panicles 10–20 cm long	Crimson, densely hairy; late summer, persist on plant into winter
<i>R. integrifolia</i>	Evergreen shrub or tree to 9 m	White or pinkish in pubescent panicles	Dark red, hairy; spring
<i>R. kearneyi</i>	Large shrub or tree to 5 m	White in short, crowded clusters at tips of branchlets	Reddish, hairy
<i>R. lanceolata</i>	Thicket-forming shrub or small tree to 10 m	Yellowish-green to white in dense clusters at end of branchlets in July or August	Dark red, hairy; September or October
<i>R. michauxii</i>	Low stoloniferous shrub to 1 m	Greenish-yellow in panicles 10–20 cm long	Scarlet, densely hairy, in dense panicles
<i>R. microphylla</i>	Shrub, to 2 m, rarely treelike to 5 m	White in heads or spikes	Globose, to 0.1 cm diameter, orange-red
<i>R. ovata</i>	Evergreen shrub to 3 m, rarely a tree to 4.5 m	Light yellow, in short dense spikes	Dark red, hairy; spring
<i>R. trilobata</i>	Shrub to 2 m	Greenish, in clustered spikes, appearing before leaves	Red, hairy; spring
<i>R. virens</i>	Shrub	White to 4 cm long in terminal panicles	—
RELATED TAXA			
<i>T. diversilobum</i>	Shrub to 2.5 m, sometimes climbing	Greenish, in axillary panicles	Whitish
<i>T. radicans</i> ssp. <i>radicans</i>	Trailing or climbing vine, shrub, or rarely a tree	Greenish white in panicles 3–6 cm long	Whitish, berrylike 5–6 mm across, in axillary clusters; early summer, persisting into winter
<i>T. vernix</i>	Shrub or small tree to 9 m	Greenish, in slender panicles 8–20 cm long	Greenish white in pendent axillary panicles to 20 cm long; pedicels persist through winter
<i>M. laurina</i>	Shrub, 3–6 m	Greenish white, in dense panicles 5–10 cm long	Whitish; early summer

Sources: Elias (1989), LHBH (1976), Rehder (1990), RHS (1994).

and empty seeds. Such thorough cleaning is seldom practiced except for skunkbush; seeds of other species are sown with pieces of the fruit wall still attached (Brinkman 1974). Trials have shown that about 99% of the empty seeds of smooth sumac can be removed by flotation, as empty seeds float and filled ones sink (Johnson and others 1966). However, the flotation method of separating empty seeds is not always successful with seeds of staghorn sumac (Brinkman 1974). Number of seeds per unit weight and seed yields vary among species (table 3).

Storage. Seeds of sumac are orthodox in storage behavior and can be stored over winter and possibly for years without special treatment (Dirr and Heuser 1987). Seeds of smooth sumac stored at room temperature for 10

years still exhibited over 60% germination, suggesting that controlled storage conditions are not required. Seeds of shining sumac have even survived 5 years of burial in the soil in Louisiana (Haywood 1994). However, Farmer and others (1982) recommend storing dried seeds of smooth sumac and shining sumac in sealed glass containers at 3 °C. Seeds of other species should be stored under a temperature range from 0 to 5 °C.

Pregermination treatments. Seeds of sumac need to be scarified in concentrated sulfuric acid for 1 to 6 hours, depending upon the species—then either fall-planted out-of-doors or stratified for approximately 2 months at about 4 °C before planting (Hartmann and others 2002). Farmer and others (1982) reported that without scarification, < 5%

Figure 1—*Rhus*, sumac: fruits of *R. triblobata*, skunkbush (left) and *R. hirta*, staghorn sumac (right).

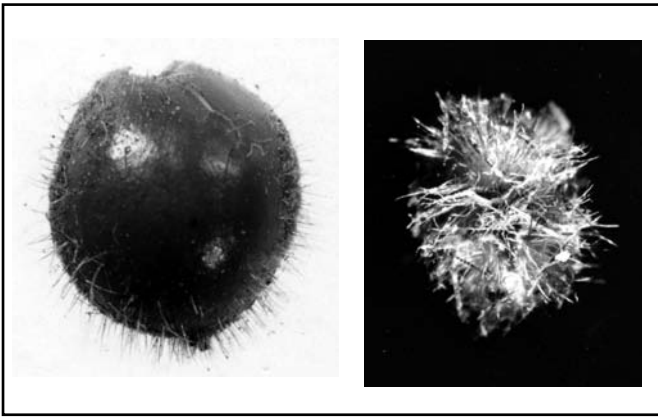


Figure 2—*Rhus*, sumac; *Malosma*, laurel-sumac: nutlets (seeds) of *R. glabra*, smooth sumac (upper left); *R. integrifolia*, lemonade sumac (upper right); *M. laurina*, laurel-sumac (middle left); *R. ovata*, sugarbush (middle right); *R. triblobata*, skunkbush (bottom left); *R. hirta*, staghorn sumac (bottom right).


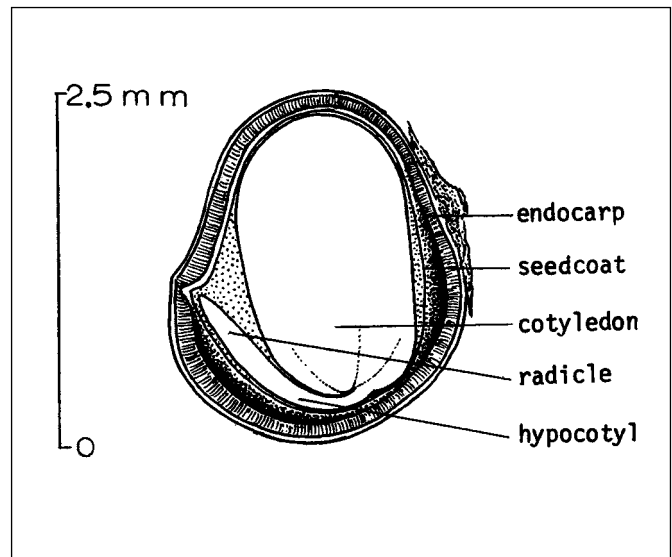


Figure 3—*Rhus hirta*, staghorn sumac: longitudinal section of a seed.



of seeds of smooth sumac germinated, but 3 to 4 hours of scarification in concentrated sulfuric acid promoted an average of 58% germination. Even after 20 years, without scarification, 3% of the seeds receiving no acid treatment germinated. However, there was a gradual increase in the number of decayed seeds with increasing durations of scarification (Farmer and others 1982).

In other species such as fragrant sumac and skunkbush, seed dormancy is caused by both a hard seedcoat and a dormant embryo, thus requiring both scarification and stratification for optimum germination (Heit 1967). These 2 treatments must be performed in proper sequence for spring-sown seeds, but the moist prechilling treatment is not necessary for fall-sown seeds. Scarification with sulfuric acid for about 1 hour followed by cold stratification at 1 to 4 °C for 1 to 3 months is recommended for seeds of fragrant sumac. Skunkbush requires 1.5 to 2 hours of scarification and 1 month or slightly longer of moist prechilling for maximum germination (Heit 1967; Weber and others 1982). Seeds of evergreen sumac need to be acid-scarified with concentrated sulfuric acid for 50 minutes and then cold-stratified for 73 days (Hubbard 1986; Tipton 1992).

High temperatures also are effective in removing seedcoat dormancy, a phenomenon that occurs naturally during wildfires. Germination of prairie sumac increases after seeds are exposed to fire (Rasmussen and Wright 1988). High temperatures scarified seeds of prairie sumac when temperatures reached 76 °C in wet environments or 82 °C in dry environments. Heat ruptures the seedcoats and waxy cuticle, enabling seeds to imbibe water. Heat generated on or near the soil surface by fire (82 °C) is sufficient to scarify seeds

Table 3—*Rhus*, sumac; *Malosma*, laurel-sumac: seed yield data

Species	Fruits (x1,000)/wt		Cleaned seeds (x1,000)/weight				Samples
	/kg	/lb	Range		Average		
			/kg	/lb	/kg	/lb	
<i>R. copallina</i>	—	—	81.4–173.8	37.0–79.0	125.4	57.0	4
<i>R. glabra</i>	50.6–105.6	23.0–48.0	52.8–277.2	24.0–126.0	107.8	49.0	28
<i>R. hirta</i>	66.0	30.0	107.1–148.7	48.7–67.6	117.3	53.3	5
<i>R. integrifolia</i>	6.6	3.0	15.0–17.6	6.8–8.0	16.7	7.6	2
<i>R. ovata</i>	37.4	17.0	41.1–57.2	18.7–26.0	—	—	2
<i>R. trilobata</i>	15.4–19.8	7.0–9.0	23.3–66.0	10.6–30.0	44.7	20.3	9
<i>M. laurina</i>	198.0	90.0	—	—	285.1	129.6	1

Source: Brinkman (1974).

(Rasmussen and Wright 1988). In seeds of nutgall tree, or Chinese gall, or nutgall tree—*R. chinensis* Mill., a species native to China that is often referred to incorrectly as *R. javanica* L.—a temperature of 55 ± 7.4 °C was successful in overcoming the impermeable seedcoat (Washitani 1988). With increasing temperature, shorter exposures became sufficient to render seeds permeable, but temperatures > 75 °C damaged seeds and resulted in lower germination. The most favorable regimes among those tested were temperatures of 65 to 75 °C for durations of 30 to 120 minutes, which frequently occur on denuded ground during the midday hours of clear spring and summer days (Washitani 1988).

Other scarification treatments include hot water and mechanical scarification. A 2-minute submersion in boiling water was the most effective of timed heat treatments for seeds of smooth sumac (Johnson and others 1966). Germination of seeds of prairie sumac scarified with sulfuric acid was greatest when they were soaked for 60 minutes but was less than that of seeds that were mechanically scarified or treated with wet heat at 94 or 97 °C (Rasmussen and Wright 1988).

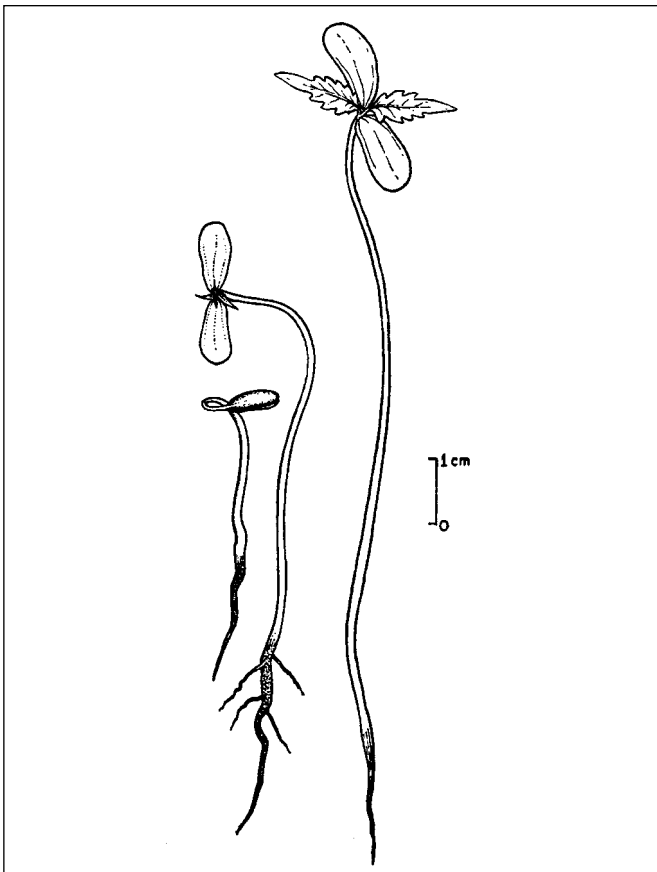
The degree of seedcoat hardness and embryo dormancy varies within and among seedlots for most species (Hartmann and others 2002; Krugman and others 1974). Seed sources also must be considered when determining scarification and stratification pretreatments. This is true for sumacs, as individual seedlots and seed sources vary in their acid treatment requirements to remove seedcoat dormancy (Heit 1967). Test averages alone are not a good representation of germination potential because of wide family differences and a significant family by treatment interaction (Farmer and others 1982). For example, germination of individual clonal seedlots of smooth sumac ranged from 25 to 75% (Farmer and others 1982). Family differences in germination are apparently based on variable susceptibility of individual seeds to scarification (Farmer and others 1982).

The duration of scarification and stratification should be determined for each seedlot.

Germination tests. Light and temperature influence germination, which is epigeal (figure 4). When seeds were subjected to total darkness, the percentage germination of seedlots of smooth sumac (Brinkman 1974) and prairie sumac (Rasmussen and Wright 1988) were reduced. Heit (1967) also stressed the importance of germination in the presence of light. Likewise, temperature also is important. Evergreen sumac germinated at temperatures ranging from 21 to 30 °C (Tipton 1992), similar to that reported for other sumacs (Brinkman 1974). Final percentage germination declined with increasing temperature from a predicted maximum of 52% at 21 °C, whereas maximum germination rate increased with temperature to a predicted maximum of 69% germination at 31 °C. These results demonstrate that under low temperatures, germination would be delayed and slow, but eventually yield more seedlings. Under high temperatures, germination would also be delayed, but relatively rapid, yet it would yield few seedlings (Tipton 1992). In studies with alternating day/night temperatures, percentage germination of smooth sumac and shining sumac seedlots was significantly greater when they were subjected to an alternating temperature (16/8 hours) of 20/10 °C than at 15/5 °C or 30/20 °C. Germination rate was also affected—germination was completed within 10 days at 20/10 °C and 30/20 °C but took 20 days at 15/5 °C (Farmer and others 1982). Maximum germination of prairie sumac occurred when seeds were subjected to alternating temperatures of 20/10 °C with a short-day light cycle of 8 hours of light and 16 hours of darkness (Rasmussen and Wright 1988).

Gibberellins and ethylene or ethephon (2-chloroethyl phosphonic acid) are known to overcome dormancy in seeds of some species by completely or partially substituting for the moist-prechilling requirement (Hartmann and others 2002; Norton 1985). This was true for seeds of staghorn sumac, as germination after 30 days was higher for seeds

Figure 4—*Rhus hirta*, staghorn sumac: seedling development at 2, 4, and 17 days after germination.



incubated for 24 hours in 100 mg/liter gibberellic acid (GA) (26% germination) than 0, 1, 10, or 1000 mg/liter GA (19, 22, 24, and 22% germination, respectively). When seeds were stratified at 4 °C for 0, 10, 20, or 30 days, percentage germination increased with the length of the stratification period to a maximum of 48%. However, combining infusion of GA into seeds with cold stratification did not further enhance germination if the stratification period exceeded 10 days (Norton 1986, 1987). In contrast, promotion of germination due to ethephon was demonstrated only after 20 or 30 days of stratification, whereas no effect was observed in the absence of a cold treatment (Norton 1985). A combination of ethephon treatment at 200 mg/liter for 24 hours followed by 30 days of cold treatment at 4 °C increased germination to 60%.

Soil pH has some influence on germination. Once prairie sumac seeds were scarified, germination occurred under a wide range of pH (4 to 10), but highest germination

occurred at a pH of 10 (Rasmussen and Wright 1988). In nature, soil pH increases for a short time following fire. Increased pH is attributed to ash deposition on burned areas. Fire enhances these conditions, thus aiding establishment following burning. Furthermore, seedling emergence and root growth of staghorn sumac were inhibited by simulated acid rain (Lee and Weber 1979), which tended to lower soil pH.

In addition, exudates from leaves of sumac (identified as miasmins and saporins) inhibit germination and seedling growth of a number of other plants (Matveev and others 1975). Water-soluble extracts from leaves of shining sumac had an adverse effect on germination and radicle growth of loblolly pine—*Pinus taeda* L.—which suggests that shining sumac, a common shrub on southern pine sites, may interfere with regeneration of loblolly pine from seeds (Smith 1990). Furthermore, extracts from seeds of skunkbush inhibited growth of brome—*Bromus* L. spp.—either by killing newly germinated seeds or by reducing coleoptile growth by 30% compared to the control (Hampton and Singh 1979).

Nursery practice and seedling care. Sumacs can be propagated from seeds, by rooting stem cuttings (Hartmann and others 2002; Tipton 1990), or by field-planting root cuttings in early spring (Cross 1982, 1988; Jonsson and Zak 1975; Hartmann and others 2002). Although sumacs are heavy seed producers, commercially they are usually propagated vegetatively by root cuttings (Cross 1988; Jonsson and Zak 1975).

When propagating by seeds, the ideal sowing time depends on the species. Seeds that do not require stratification, such as those of shining, smooth, and staghorn sumacs, are sown best in the spring after a scarification treatment. Seeds scarified in sulfuric acid should be rinsed thoroughly with running water prior to sowing. Species that exhibit double dormancy, such as fragrant and skunkbush, can be either subjected to scarification and stratification and planted in spring or they can be scarified and sown in the fall, thus allowing winter temperatures to provide moist prechilling naturally (Dirr and Heuser 1987). In general, seeds should be sown at least 1.3 linear cm (1/2 in) deep at a rate of about 82 viable seeds/linear m (25/ft) (Brinkman 1974). However, depth of planting from 0 to 6 cm (0 to 2.4 in) did not affect percentage emergence of seeds of prairie sumac (Rasmussen and Wright 1988).

References

- Brinkman KA. 1974. *Rhus* L., sumac. In: Schopmeyer CS, tech. coord. Seeds of woody plants in the United States. Agric. Handbk. 450. Washington, DC: USDA Forest Service: 715–719.
- Cross RE Sr. 1982. Propagation and production of *Rhus typhina* 'Laciniata', cutleaf staghorn sumac. Combined Proceedings of the International Plant Propagators' Society 31: 524–527.
- Cross RE Sr. 1988. Persistence pays: a Minnesota nursery spent years refining its propagation method for cutleaf staghorn sumac but says it was well worth the effort. *American Nurseryman* 168(12): 63, 65–67.
- Dirr MA, Heuser CW Jr. 1987. The reference manual of woody plant propagation: from seed to tissue culture. Athens, GA: Varsity Press. 239 p.
- Duncan WH. 1935. Root systems of woody plants of old fields of Indiana. *Ecology* 16: 554–567.
- Elias TS. 1989. Field guide to North American trees. 2nd ed. Danbury, CT: Grolier Book Clubs. 948 p.
- Farmer RE, Lockley GC, Cunningham M. 1982. Germination patterns of the sumacs, *Rhus glabra* and *Rhus copallina*: effects of scarification time, temperature and genotype. *Seed Science and Technology* 10(2): 223–231.
- Gill JD, Healy WH. 1974. Shrubs and vines for northeastern wildlife. Gen. Tech. Rep. NE-9. Broomall, PA: USDA Forest Service Northeastern Forest Experiment Station. 180 p.
- Hampton CO, Singh SP. 1979. The presence of growth and germination inhibitors in the seeds of certain desert plants. *Kansas Academy of Science Transactions* 82(2): 87.
- Hartmann HT, Kester DE, Davies FT Jr, Geneve RL. 2002. Hartmann and Kester's plant propagation: principles and practices. 7th ed. Upper Saddle River, NJ: Prentice-Hall. 880 p.
- Haywood JD. 1994. Seed viability of selected tree, shrub, and vine species stored in the field. *New Forests* 8(2): 143–154.
- Heit CE. 1967. Propagation from seed: 7. Successful propagation of six hardseeded group species. *American Nurseryman* 125(12): 10–12, 37–41, 44–45.
- Hubbard AC. 1986. Native ornamentals for the U.S. Southwest. Combined Proceedings International Plant Propagators' Society 36: 347–350.
- Humphrey EG. 1983. Smooth sumac tested for growth on mine spoils. *USDA Soil Conservation Service* 4(6): 8.
- Johnson AG, Foote LE, Smithberg MH. 1966. Smooth sumac seed germination. *Plant Propagator* 12(3): 5–8.
- Jonsson GB, Zak JM. 1975. Propagation of sumac (*Rhus*) species for Massachusetts roadsides. *American Nurseryman* 142(6): 14–15, 24, 26, 28.
- Krugman SL, Stein WI, Schmitt DM. 1974. Seed biology. In: Schopmeyer CS, tech. coord. Seeds of woody plants in the United States. Agric. Handbk 450. Washington, DC: USDA Forest Service: 5–40.
- Lee JJ, Weber DE. 1979. The effect of simulated acid rain on seedling emergence and growth of eleven woody species. *Forest Science* 25(3): 393–398.
- LHBH [Liberty Hyde Bailey Hortorium]. 1976. Hortus third: a concise dictionary of plants cultivated in the United States and Canada. 3rd ed. New York: Macmillan. 1290 p.
- Matveev NM, Krisanov GN, Lyzhenko II. 1975. The role of plant exudates in formation of herbaceous cover under *Robinia pseudoacacia* and sumac protective tree strips in the steppe zone. *Nauchnye Doklady Vysshoi Shkoly, Biologicheskie Nauki* 10: 80–84.
- Norton CR. 1985. The use of gibberellic acid, ethephon and cold treatment to promote germination of *Rhus typhina* L. seeds. *Scientia Horticulturae* 27: 163–169.
- Norton CR. 1986. Seed germination of *Rhus typhina* L. after growth regulator treatment. *Plant Propagator* 32(2): 5.
- Norton CR. 1987. Seed technology aspects of woody ornamental seed germination. *Acta Horticulturae* 202: 23–34.
- Rasmussen GA, Wright HA. 1988. Germination requirements of flameleaf sumac. *Journal of Range Management* 41(1): 48–52.
- Rehder A. 1990. Manual of cultivated trees and shrubs hardy in North America. 2nd ed. Portland, OR: Dioscorides Press. 996 p.
- RHS [Royal Horticultural Society]. 1994. The new Royal Horticultural Society dictionary index of garden plants. Griffiths M, ed. London: Macmillan Press. 1234 p.
- Smith NE. 1990. Water-soluble extracts from leaves of shining sumac inhibit germination and radicle growth of loblolly pine. *Tree Planters' Notes* 41(3): 33–34.
- Strauss SY. 1988. Determining the effects of herbivory using naturally damaged plants. *Ecology* 69(5): 1628–1630.
- Tipton JL. 1990. Vegetative propagation of Mexican redbud, larchleaf goldenweed, littleleaf ash, and evergreen sumac. *HortScience* 25(2): 196–198.
- Tipton JL. 1992. Requirements for seed germination of Mexican redbud, evergreen sumac, and mealy sage. *HortScience* 27(4): 313–316.
- Washitani I. 1988. Effects of high temperature on the permeability, and germinability of the hard seeds of *Rhus javanica* L. *Annals of Botany* 62: 13–16.
- Weber GP, Wiesner LE, Lund RE. 1982. Improving germination of skunkbush sumac and serviceberry seed. *Journal of Seed Technology* 7(1): 60–71.

Grossulariaceae—Currant family

Ribes L.

currant, gooseberry

Robert D. Pfister and John P. Sloan

Dr. Pfister is a professor of forestry at the University of Montana, Missoula;
Mr. Sloan is at the USDA Forest Service's Lucky Peak Nursery, Boise, Idaho

Growth habit, occurrence, and use. The currant and gooseberry genus—*Ribes*— includes about 150 species of deciduous, (rarely) evergreen, shrubs that grow in the colder and temperate parts of North America, Europe, Asia, and South America. The unarmed species are commonly called currants; the prickly species are gooseberries. Of the more important species for which seed data are available, 16 are native to the United States and 1 was introduced from Europe (table 1). These species generally occur as rather low-growing shrubs, although 3 species can attain heights of 3 to 4 m (table 2).

Six of the more showy species—alpine, American black, golden, wax, clove, and winter currants—are cultivated for their colorful fruit, attractive flowers, and ornamental foliage. Berries are made into jam, jelly, pie, juice, and syrup. All native species are valuable as food and cover for wildlife and many provide browse for livestock (Plummer and others 1968). Golden and clove currants have been used in shelterbelt plantings in the prairie-plains and intermountain regions. The former also has been widely planted for erosion control (Pfister 1974). Golden, wax, white-stem, and gooseberry currants are valued as ornamentals in the United States and Canada (Barnes 1986). Currants are shade tolerant (Quick 1954). Many species regenerate vegetatively as well as from seed (Dittberner and Olson 1983; Wasser 1982). Most are rhizomatous (Lotan and others 1981). Seeds of currants remain viable in soil for long periods of time (Lyon and Stickney 1976).

Germination is stimulated by disturbances such as fire (Lotan and others 1981; Morgan and Neuenschwander 1985; Young 1983). Consequently, currants are common pioneer species on hot burns occurring on xeric sites (Hopkins and Kovalchik 1983). However, their seedcoats are relatively thin and may be destroyed by severe fires. Moist mineral soil with high amounts of humus provides a good seedbed for currants. Seeds are often introduced to the seedbank by birds and mammals that cannot digest the

seeds (Lyon and Stickney 1984). Moss and Wellner (1953) suggested that, in the northern Rocky Mountains, seeds are also directly deposited simply by falling to the ground below parent plants. Seeds remain viable in the soil for long periods of time (Lyon and Stickney 1976). Moss and Wellner (1953) found soil-borne seeds of prickly currant more than 200 years old.

Many species serve as alternate hosts to white pine blister rust—*Cronartium ribicola* J.C. Fischer—a disease that has severely affected forest ecology and forest management practices (Ketcham and others 1968). Wax currant has also been shown to produce allelopathic effects (Heisey 1982).

Geographic races. Nine of the species listed (table 1) have recognized varieties; these species are pasture, Sierra, and Missouri gooseberries, and alpine, clove, winter, wax, Hudson Bay, and sticky currants. Distinctions in the first 5 species are not clearly related to geographic races, whereas the last 4 species contain geographic races (Hitchcock and others 1955; Rehder 1940; Steyermark 1963).

Flowering and fruiting. Flowers are bisexual (dioecious in alpine currant), usually small and greenish, but yellow to red in some species (Rehder 1940). The flowers are borne singly or in few- to many-flowered racemes from April to June (table 3). Flowers are often wind-pollinated (Quick 1954). Fruit is a green, many-seeded, glandular or smooth berry 6 to 13 mm in diameter (figure 1) that ripens in early to late summer. Mature fruits are red in some species, from purple to black in others, and occasionally red, yellow, or black within a species (table 4). Bees are very important to pollination of some European currants (Blasse and Hofman 1988). A mature seed (figure 2) is filled with a large endosperm containing a minute, rounded embryo (figure 3). Seeds are dispersed almost entirely by birds and mammals during the summer and fall.

The earliest seedcrops produced by Sierra gooseberry and prickly and sticky currants are borne when the plants are 3 to 5 years old. Good seedcrops are borne at intervals

Table 1—*Ribes*, currant, gooseberry: nomenclature and occurrence

Scientific name & synonym(s)	Common name(s)	Occurrence
<i>R. alpinum</i> L. <i>R. opulifolium</i> L.	alpine currant	Europe to Siberia
<i>R. americanum</i> P. Mill. <i>R. floridum</i> L'Herit.	American black currant	Nova Scotia to Alberta, S to Virginia & New Mexico
<i>R. aureum</i> Pursh <i>Chryso botrya aurea</i> (Pursh) Rydb. <i>R. flavum</i> Colla; <i>R. tenuiflorum</i> Lindl.	golden currant, slender golden currant, flowering currant	E Washington to Saskatchewan & South Dakota, S to California & New Mexico
<i>R. aureum</i> var. <i>villosum</i> DC. <i>R. odoratum</i> H. Wendl. <i>Chryso botrya odorata</i> (Wendl.) Rydb.	clove currant, buffalo currant	South Dakota & Minnesota, S to Missouri, W Texas, & Arkansas
<i>R. cereum</i> Dougl. <i>R. churchii</i> A. Nels & Kenn. <i>R. inebrians</i> Lindl.; <i>R. pumilum</i> Nutt.	wax currant, squaw currant	British Columbia to central Montana, S to northern Mexico
<i>R. cynosbati</i> L. <i>Grossularia cynosbati</i> (L.) Mill. <i>R. gracile</i> Michx.	pasture gooseberry, eastern prickly gooseberry	Nova Scotia to Alberta, S to Virginia, Nebraska, & New Mexico
<i>R. hudsonianum</i> Richards. <i>R. petiolare</i> Dougl.	Hudson Bay currant, wild black currant, northern black currant	Alaska to Hudson Bay, S to N California, Utah, Wyoming, & Minnesota
<i>R. inermis</i> Rydb. <i>Grossularia inermis</i> (Rydb.) Cov. & Britt. <i>R. divaricatum</i> Dougl. var. <i>inermis</i> (Rydb.) McMinn <i>R. purpusii</i> Koehne ex Blank.	white-stem gooseberry	British Columbia to Montana, S to California & New Mexico
<i>R. lacustre</i> (Pers.) Poir. <i>Limnobotrya lacustris</i> Rydb. <i>R. echinatum</i> Dougl.; <i>R. grossularioides</i> Michx. <i>R. parvulum</i> Rydb.	prickly currant, swamp gooseberry, swamp black currant	Alaska to Newfoundland, S to California, South Dakota, & Pennsylvania
<i>R. missouriense</i> Nutt. <i>Grossularia missouriensis</i> (Nutt.) Cov. & Britt. <i>R. gracile</i> Pursh, not Michx.	Missouri gooseberry	Minnesota to Connecticut, S to Tennessee, Arkansas, & Kansas
<i>R. montigenum</i> McClatchie <i>Limnobotrya montigena</i> McClatchie Rydb. <i>R. lacustre</i> var. <i>molle</i> Gray. <i>R. lentum</i> Cov. & Rose; <i>R. molle</i> Howell	gooseberry currant, alpine prickly currant, mountain gooseberry	British Columbia to Montana, S to S California & New Mexico
<i>R. nevadense</i> Kellogg <i>R. ascendens</i> Eastw.; <i>R. grantii</i> Heller	Sierra currant	S Oregon, N California, & W Nevada
<i>R. oxyacanthoides</i> ssp. <i>irriguum</i> (Dougl.) Sinnott <i>R. irriguum</i> Dougl. <i>R. divaricatum</i> var. <i>irriguum</i> (Dougl.) Gray <i>Grossularia irrigua</i> (Dougl.) Cov. & Britt.	Idaho gooseberry, inland black gooseberry	British Columbia, S to NE Oregon & E to W Montana
<i>R. roezlii</i> Regel <i>Grossularia roezlii</i> (Regel) Cov. & Britt. <i>R. amictum</i> Greene; <i>R. aridum</i> Greene <i>R. urlsonianum</i> Greene	Sierra gooseberry	California & Nevada
<i>R. rotundifolium</i> Michx. <i>Grossularia rotundifolia</i> (Michx.) Cov. & Britt. <i>R. triflorum</i> Willd.	roundleaf gooseberry, Appalachian gooseberry	Massachusetts to New York S to North Carolina
<i>R. sanguineum</i> Pursh <i>Calobotrya sanguinea</i> (Pursh) Spach <i>Coreosma sanguinea</i> (Pursh) Spach <i>R. glutinosum</i> Benth.	winter currant, red flowering currant, Oregon currant, blood currant	W British Columbia, S to California
<i>R. viscosissimum</i> Pursh <i>Coreosma viscosissima</i> (Pursh) Spach <i>R. halli</i> Jancz.	sticky currant	British Columbia to Montana, S to California & N Arizona

Source: Pfister (1974).

Table 2—*Ribes*, currant, gooseberry: growth habit, height at maturity and year of first cultivation

Species	Growth habit	Height at maturity (m)	Year first cultivated
<i>R. alpinum</i>	Dense, unarmed shrub	0.9–2.4	1588
<i>R. americanum</i>	Unarmed shrub	0.6–1.8	1727
<i>R. aureum</i>	Unarmed shrub	0.9–3.0	1806
<i>R. aureum</i> var. <i>villosum</i>	Unarmed shrub	0.9–3.0	1812
<i>R. cereum</i>	Unarmed shrub	0.3–1.5	1827
<i>R. cynosbati</i>	Prickly shrub	1.5	1759
<i>R. hudsonianum</i>	Unarmed shrub	0.3–1.8	1899
<i>R. inerme</i>	Prickly shrub	0.9–2.1	1899
<i>R. lacustre</i>	Prickly shrub	0.3–1.8	1812
<i>R. missouriense</i>	Prickly shrub	0.3–1.8	1907
<i>R. montigenum</i>	Low, very prickly shrub	0.3–0.9	1905
<i>R. nevadense</i>	Unarmed shrub	0.9–1.8	1907
<i>R. oxycanthoides</i> spp. <i>irriguum</i>	Prickly shrub	0.3–2.4	1920
<i>R. roezlii</i>	Prickly shrub	0.6–1.5	1899
<i>R. rotundifolium</i>	Low, prickly shrub	0.9	1809
<i>R. sanguineum</i>	Unarmed shrub	0.9–3.6	1818
<i>R. viscosissimum</i>	Hardy, unarmed shrub	0.3–1.8	1827

Source: Pfister (1974).

Table 3—*Ribes*, currant, gooseberry: phenology of flowering and fruiting

Species	Location	Fruit ripening	Flowering
<i>R. alpinum</i>	Europe	Apr–May	July–Aug
<i>R. americanum</i>	—	Apr–June	June–Sept
<i>R. aureum</i>	—	Apr–May	June–July
<i>R. aureum</i> var. <i>villosum</i>	Wyoming	Late May	Late Aug
	Kansas	Mid–Apr	June
	—	Apr–June	June–Aug
<i>R. cereum</i>	—	Apr–June	Aug
<i>R. cynosbati</i>	—	Apr–early June	Late July–Sept
<i>R. hudsonianum</i>	—	May–July	—
<i>R. inerme</i>	—	May–June	—
<i>R. lacustre</i>	—	Apr–July	Aug
<i>R. missouriense</i>	—	Apr–May	June–Sept
<i>R. montigenum</i>	—	Late June–July	Aug–Sept
<i>R. nevadense</i>	—	May–July	—
<i>R. oxycanthoides</i> ssp. <i>irriguum</i>	—	Apr–June	—
<i>R. roezlii</i>	—	May–June	—
<i>R. rotundifolium</i>	—	Apr–May	July–Sept
<i>R. sanguineum</i>	Oregon	Apr–May	July–Aug
	—	Mar–June	—
<i>R. viscosissimum</i>	—	May–June	Aug–Sept

Sources: Fernald (1950), Hitchcock and others (1955), Krüssmann (1960–1962), Loiseau (1945), Munz and Keck (1965), NBV (1946), Petrides (1955), Pfister (1974), Rehder (1940), Stephens (1969), Steyermark (1963), Symonds (1963), Wyman (1949).

of 2 to 3 years (Moss and Wellner 1953; Quick 1954). Clove currant, however, produces good crops annually (Pfister 1974).

Seed collection and extraction. The fruits should be picked or stripped from the branches as soon as they are ripe to preclude loss to birds. Unless the seeds are to be extracted immediately, fruits should be spread out in shallow layers to prevent overheating (Pfister 1974). Berries of alpine currant

are often allowed to ferment in piles for a few days prior to extraction (NBV 1946). Maceration and washing are used to separate the seeds from the pulp. Dried fruits should first be soaked in water before cleaning. Small quantities of berries can be cleaned in a kitchen blender. The berries are covered with water and ground in the blender for 15 to 45 seconds. After the seeds have separated from the pulp, additional water is added to allow the sound seeds to settle. The pulp,

Table 4—*Ribes*, currant, gooseberry: fruit characteristics and seed storage conditions for air-dried seeds

Species	Fruit characteristics			Storage conditions		
	Surface	Diam (cm)	Ripe color	Temp (°C)	Duration (yr)	Viability at end (%)
<i>R. alpinum</i>	Glabrous	—	Scarlet	—	—	—
<i>R. americanum</i>	Glabrous	0.6	Black	6	4	38
<i>R. aureum</i>	Glabrous	0.6	Red, black, or yellow	21	17	89
<i>R. aureum</i> var. <i>villosum</i>	Smooth	1.0	Black, golden, or reddish brown	21	17	32
<i>R. cereum</i>	Glandular	0.6	Dull to bright red	21	27	4
<i>R. cynosbati</i>	Glandular	—	Reddish purple	21	7	8
<i>R. hudsonianum</i>	Smooth	1.0	Black	21	17	40
<i>R. inerme</i>	Smooth	0.6	Reddish purple	21	11	80
<i>R. lacustre</i>	Glandular	0.6	Purple to black	—	—	—
<i>R. missouriense</i>	Smooth	1.3	Purple to black	—	—	—
<i>R. montigenum</i>	Glandular	0.6	Red	—	—	—
<i>R. nevadense</i>	Glandular	—	Blue to black	Soil	4	81
	Glandular	—	Blue to black	21	4	88
<i>R. oxycanthoides</i> ssp. <i>irriguum</i>	Smooth	1.0	Bluish purple	—	—	—
<i>R. roezlii</i>	Glandular	1.3	Purple or deep reddish brown	Soil	13	82
	Glandular	1.3	Purple or deep reddish brown	2	12	45
<i>R. rotundifolium</i>	Smooth	0.6	Purple	—	—	—
<i>R. sanguineum</i>	Glandular	1.0	Blue to black	—	—	—
<i>R. viscosissimum</i>	Glandular	1.3	Black	21	17	23
	—	—	—	21	22	7

Sources: Hitchcock (1955), Jepson (1925), Ketchum and others (1968), Munz (1965), Pfister (1974), Quick (1945, 1947, 1954), Rehder (1940), Stephens (1969).

Figure 1—*Ribes*, currant, gooseberry: berries of *R. cereum*, wax currant (**upper left**); *R. cynosbati*, pasture gooseberry (**upper right**); *R. lacustre*, prickly currant (**middle left**); *R. montigenum*, gooseberry currant (**middle right**); *R. sanguineum*, winter currant (**bottom left**); *R. viscosissimum*, sticky currant (**bottom right**).





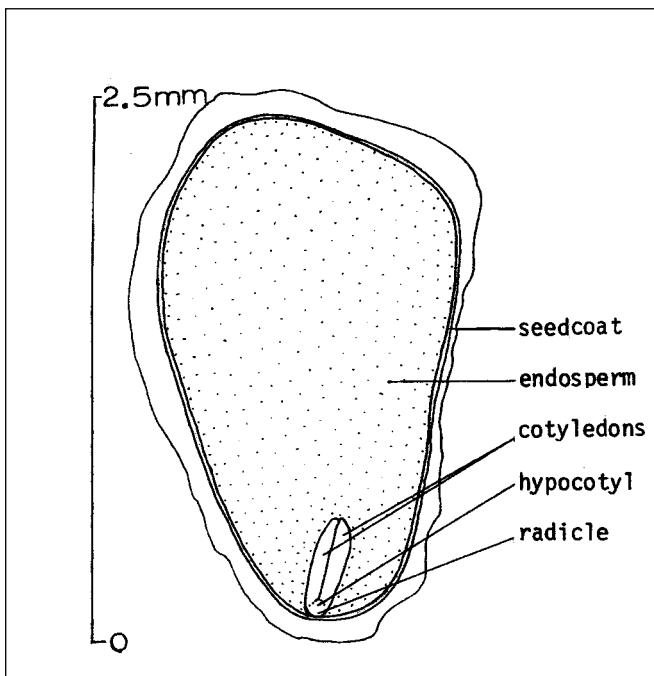
Figure 2—*Ribes*, currant, gooseberry: seeds of *R. cereum*, wax currant (**upper left**); *R. hudsonianum*, Hudson Bay currant (**upper center**); *R. oxycanthoides* ssp. *irriguum*, Idaho gooseberry (**upper right**); *R. lacustre*, prickly currant (**center left**); *R. montigenum*, gooseberry currant (**center middle**); *R. nevadense*, Sierra currant (**center right**); *R. roezlii*, Sierra gooseberry (**bottom left**); *R. sanguineum*, winter currant (**bottom center**); *R. viscosissimum*, sticky currant (**bottom right**).



empty seeds, and excess water can then be decanted. Seeds may be washed using a funnel lined with filter paper and then dried on the filter paper (Morrow and others 1954). Munson (1986) recommends replacing the blades in a food-processing blender or milkshake blender with a short length of plastic or rubber hose to extract the seeds. Data on the numbers of cleaned seeds per weight are listed in table 5.

Seed yields from 45 kg (100 lb) of berries was 1.8 kg

Figure 3—*Ribes missouriense*, Missouri gooseberry: longitudinal section through a seed.



(4 lb) for golden currant, 3.6 kg (8 lb) for clove currant, and 1.8 kg (4 lb) for winter currant (Pfister 1974). One liter of berries from winter currant weighs about 0.5 kg (1 bu weighs about 40 lb). Each prickly currant plant produces around 50 to 75 berries, and each berry has 8 seeds (Moss and Wellner 1953).

Storage. Currant seeds are orthodox and remain viable for long periods when stored in sealed containers at a low moisture content. Temperature is evidently not critical. Samples of Sierra gooseberry seeds buried in soil in inverted open containers for 13 years exhibited 70 to 94% viability (Quick 1947b). Seeds of several species stored dry at room temperature also maintained high viability for periods up to 17 years (table 4).

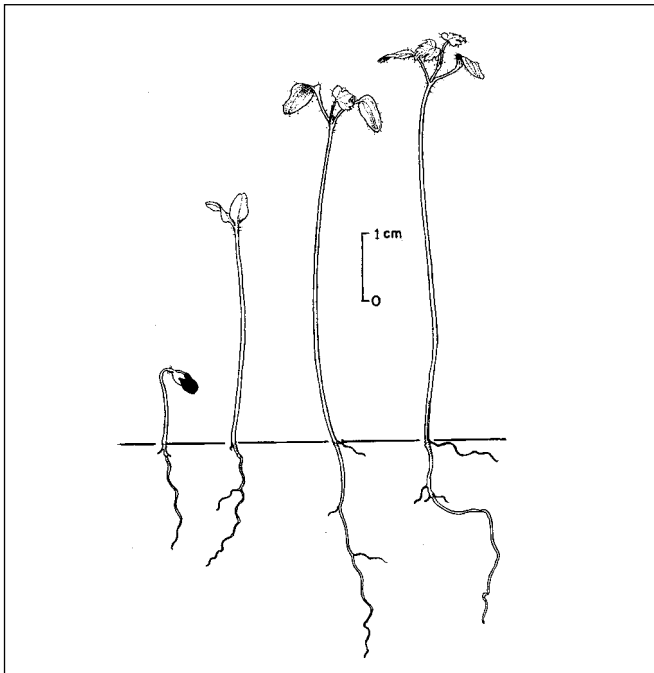
Germination. In nature, currant seeds normally germinate in spring following dispersal, although some seeds may remain dormant for many years (Moss and Wellner 1953; Quick 1954). The best seedbed appears to be mineral soil well supplied with humus. Germination is epigeal (figure 4). In the laboratory, seeds are slow to germinate except for those of Hudson Bay currant and roundleaf gooseberry. Most species require at least 1 stratification period of fairly long duration to break embryo dormancy (Rudolf 1949). Stidham and others (1980) achieved good germination of golden currant after 10 weeks of wet chilling in distilled water. Impermeable seedcoats also appear to be involved in dormancy of some seedlots of clove and American black currants (Pfister 1974). Germination rate and total can be increased by wet prechilling in sand, peat, or vermiculite or in a mixture of these media. Seed losses from damping-off fungi can be prevented by applying 646 mg of copper

Table 5—*Ribes*, currant, gooseberry: seed yield data

Species	Place collected	Cleaned seeds (x1,000)/weight				Samples
		Range		Average		
		/kg	/lb	/kg	/lb	
<i>R. americanum</i>	—	544–741	247–336	690	313	4
<i>R. aureum</i>	—	441–628	200–285	514	233	4
<i>R. aureum</i> var. <i>villosum</i>	North Dakota	234–395	106–179	368	167	8
<i>R. cereum</i>	California	443–624	201–283	553	251	5
<i>R. cynosbati</i>	—	417–487	189–221	452	205	2
<i>R. hudsonianum</i>	Idaho	1,389–2,703	630–1,226	2,127	965	12
<i>R. inerme</i>	Idaho & California	780–877	354–398	807	366	5
<i>R. lacustre</i>	California	—	—	1,135	515	1
<i>R. missouriense</i>	—	344–370	156–168	357	162	2
<i>R. montigenum</i>	Utah	—	—	313	142	1
<i>R. nevadense</i>	California	650–935	295–424	862	391	10
<i>R. roezlii</i>	California	388–650	176–295	520	236	10+
<i>R. sanguineum</i>	Oregon	—	—	626	284	1
<i>R. viscosissimum</i>	Idaho & California	562–769	255–344	657	298	5

Sources: Pfister (1974), Quick (1936, 1954).

Figure 4—*Ribes missouriense*, Missouri gooseberry: seedling development at 2, 7, 23, and 44 days after germination.



oxalate per 100 cm² of culture surface (Quick 1941). Optimal temperature and duration of stratification vary by species and, to a lesser degree, between seedlots within a species. For most species, a second wet chilling and a repeat germination test are necessary to obtain complete germination of viable seed (table 6). The dormancy irregularity within a seedlot provides a natural adaptive advantage: some seeds germinate immediately and some remain dormant in the forest soil until conditions are optimal for germination and development. Many methods of breaking dormancy have been tried on various species, including acid treatment of seedcoat, warm incubation, freeze-and-thaw, and stratification with alternating temperatures (Quick 1939a&b, 1940, 1941, 1943, 1945, 1947a&b). For most species these treatments offer little advantage over normal wet chilling. A lower temperature can improve germination and reduce wet-chilling requirements (Fivaz 1931; Pfister 1974). Stidham and others (1980) used potassium nitrate to improve early germination of golden currant. Most tests were conducted in a greenhouse using sand flats moistened with Hoagland's nutrient solution (Quick 1941). Some species showed considerable germination capacity without wet chilling when

Table 6—*Ribes*, currant, gooseberry: pregermination treatments and germination test results

Species	Pregermination treatment		Germination under test conditions* (%)	Germination capacity† (%)	
	Temp (°C)	Days		Capacity	Samples
<i>R. alpinum</i>	0 to 10	90+	80	—	10
<i>R. americanum</i>	-2 to 2	90-120	68	76	39
<i>R. aureum</i>	-2 to 2	60	60	63	19
<i>R. aureum</i> var. <i>villosum</i>	20/0 (D/N)	120	94	98	3
<i>R. cereum</i>	-2 to 0	120-150	61	72	61
<i>R. cynosbati</i>	-2 to 5	90-150	69	72	19
<i>R. hudsonianum</i>	NP	NP	57	85	116
	0 to 2	90-120	69	76	42
<i>R. inerme</i>	0	120-200	60	74	54
<i>R. lacustre</i>	0	120-200	48	61	64
<i>R. missouriense</i>	-2 to 5	90+	73	—	3
<i>R. montigenum</i>	0	200-300	53	—	6
	0	120-150	8	33	15
<i>R. nevadense</i>	0	120	78	87	43
<i>R. oxycanthoides</i> ssp. <i>irriguum</i>	0 to 5	90	79	81	11
<i>R. roezlii</i>	0	100-150	80	87	200
<i>R. rotundifolia</i>	-2 to 0	90+	80	81	10
<i>R. sanguineum</i>	0-2	100-140	61	64	55
<i>R. viscosissimum</i>	-2 to 0	140	58	67	88

Sources: NBV (1946), Pfister (1974), Quick (1939, 1940, 1941, 1943, 1945, 1947).

Note: D/N = day/night, NP = no pretreatment.

* Virtually all of the tested seeds were stratified and germinated in sand moistened with nutrient solution. The germination tests were conducted under greenhouse conditions for periods of 30 to 40 days.

† Germination capacity was determined by retrieval stratification and a repeat germination test with conditions about the same as used initially.

investigators alternated diurnal temperatures (25 and 5 or 10 °C)—for example, prickly currant (Miller 1931), clove currant (Quick 1941), roundleaf gooseberry (Fivaz 1931), and sticky currant (Miller 1931). For these tests, 5 minutes of soaking in 2 to 10% sulfuric acid solution improved germination of prickly and sticky currant seeds (Miller 1931). Each species has its own unique germination characteristics, so that no procedure is best for all species. Additional work is needed to fully understand the dormancy mechanisms in the *Ribes* genus.

Nursery practice. Currant seeds are normally sown in fall, although they can be stratified and sown in spring. Few tests have been conducted to determine which species can be sown in spring without stratification; Hudson Bay currant may be one of these (table 6). Fall-sowing is recommended, especially if seedcoat dormancy is present (Heit 1968). However, Sierra gooseberry seeds must be dried before they

are sown because fresh seeds will not germinate, even after stratification (Quick 1939). If fall-sowing is not possible, the seeds should be stratified before spring-sowing using the procedures summarized in table 6. Seeds should be sown at a rate of 646 to 860/m² (60 to 80/ft²) (NBV 1946) or 130 viable seeds/m of row (40/ft) and covered to a depth of 3 to 6 mm ($1/8$ to $1/4$ in) (Pfister 1974). Seeds of Sierra gooseberry and wax and Sierra currants may be covered up to 1.3 cm ($1/2$ in) (Quick 1939a, 1940).

The only reported experience in nursery stock production is for clove currant (Pfister 1974). Seedbeds are fall-sown, mulched to a depth of 5 to 8 cm (2 to 3 in) and covered with snow fence. About 20,000 seedlings are produced per kilogram of seeds (9,000/lb) and the normal outplanting age is 2 years. Most species can be propagated readily from hardwood cuttings taken in autumn (Pfister 1974).

References

- Barnes HW. 1986. Five *Ribes* species of the U.S. and Canada Rocky Mountains. *Plant Propagator* 32(2): 9–10.
- Blasse W, Hofman S. 1988. Studies on the biology of fertilization in *Ribes rubrum* L. and *Ribes nigrum* L. *Archiv für Gartenbau* 36(7): 437–448.
- Dittberner PL, Olson MR. 1983. The plant network data base (PIN): Colorado, Montana, North Dakota, and Wyoming. FWS/OBS-83/86. Washington, DC: USDI Fish and Wildlife Service. 786 p.
- Fernald ML. 1950. Gray's manual of botany, 8th ed. New York: American Book Co. 1632 p.
- Fivaz AE. 1931. Longevity and germination of seeds of *Ribes*, particularly *R. rotundifolium*, under laboratory and natural conditions. *Tech. Bull.* 261. Washington, DC: USDA. 40 p.
- Heisey RM. 1982. Allelopathic effects of *Trichostema lanceolatum* (Labiatae) [PhD thesis]. Davis: University of California. 156 p.
- Heit CE. 1968. Propagation from seed: 15. Fall planting of shrub seeds for successful seedling production. *American Nurseryman* 128(4): 8–10.
- Hitchcock CL, Cronquist A, Ownbey M, Thompson JW. 1955. Vascular plants of the Pacific Northwest: 3. Saxifragaceae to Ericaceae. Seattle: University of Washington Press. 614 p.
- Hopkins WE, Kovalchik BL. 1983. Plant associations of the Crooked River National Grassland. R6-Ecol 133-1983. Portland, OR: USDA Forest Service, Pacific Northwest Region. 98 p.
- Jepson WL. 1925. A manual of the flowering plants of California. Berkeley, CA: Associated Students Store. 1238 p.
- Ketcham DE, Wellner CA, Evans SS Jr. 1968. Western white pine management programs realigned on northern Rocky Mountain National Forests. *Journal of Forestry* 66: 329–332.
- Krüssmann G. 1960–1962. *Handbuch der Laugbehölze*. 2 volumes. Berlin: Parey. 495 & 608 p.
- Loiseau J. 1945. *Les arbres et la forêt*. Volume 1. Paris: Vigot. 204 p.
- Lotan JE, Alexander ME, Arno SF, French RE, Langdon OG, Loomis RM, Norum RA, Rothermel RC, Schmidt WC, Van Wagtendonk JW. 1981. Effects of fire on flora: a state-of-knowledge review. *Gen. Tech. Rep. WO-16*. Washington, DC: USDA Forest Service. 71 p.
- Lyon JL, Stickney PF. 1976. Early vegetal succession following large northern Rocky Mountain wildfires. In: *Proceedings, Tall Timbers Fire Ecology Conference #14 and Intermountain Fire Council and Land Management Symposium; 1974 October 8–10; Missoula, MT. Tallahassee, FL: Tall Timbers Research Station 14: 355–375.*
- Miller DR. 1931. *Ribes* seed germination studies. In: *Blister rust control work in the Far West. Annu. Rep. 1931*. Washington, DC: USDA Bureau of Entomology and Plant Quarantine, Division of Blister Rust Control. 431 p.
- Morgan P, Neuenschwander LF. 1985. Modeling shrub succession following clearcutting and broadcast burning. In: Loran JE, Brown JK, eds. *Fire's Effects on Wildlife Habitat: Symposium Proceedings. Gen. Tech. Rep. INT-186*. Ogden, UT: USDA Forest Service, Intermountain Forest and Range Experiment Station: 83–90.
- Morrow EB, Darrow GM, Scott DH. 1954. A quick method of cleaning berry seed for breeders. *Proceedings of the American Society of Horticultural Science* 63: 265.
- Moss VD, Wellner CA. 1953. Aiding blister rust control by silvicultural measures in the western white pine type. *Circ.* 919. [Washington, DC]: USDA. 32 p.
- Munson RH. 1986. Extracting seeds from fleshy fruits. *Plant Propagator* 32(2): 14–15.
- Munz PA, Keck DD. 1965. *A California flora*. Berkeley: University of California Press. 1651 p.
- NBV [Nederlandsche Bosbouw Vereeniging]. 1946. *Boomzaden: handleiding insake het oogsten, behandelen, bewaren en uitzaaien van boomzaden*. Wageningen, The Netherlands: Ponsen & Looijen. 171 p.
- Petrides GA. 1955. *A field guide to trees and shrubs*. Boston: Houghton Mifflin. 431 p.
- Pfister RD. 1974. *Ribes* L., currant, gooseberry. *Seeds of woody plants in the United States. Agric. Handbk.* 450. Washington, DC: USDA Forest Service: 540–542.
- Plummer AP, Christensen DR, Mosen S. 1968. Restoring big-game range in Utah. *Pub.* 68-3. Salt Lake City: Utah Division of Fish and Game. 183 p.
- Quick CR. 1936. Experimental germination of *Ribes* seeds, 1934–35. *Serial* 80. Berkeley, CA: USDA Bureau of Entomology and Plant Quarantine. 55 p.
- Quick CR. 1939a. Experimental germination of *Ribes* seed, 1937. *Serial* 100. Berkeley, CA: USDA Bureau of Entomology and Plant Quarantine. 30 p.
- Quick CR. 1939b. Experimental germination of *Ribes* seeds, 1935, with a report of cultural methods now used. *Serial* 101. Berkeley, CA: USDA Bureau of Entomology and Plant Quarantine. 52 p.
- Quick CR. 1940. Experimental germination of *Ribes* seeds, 1939. *Serial* 107. Berkeley, CA: USDA Bureau of Entomology and Plant Quarantine. 52 p.
- Quick CR. 1941. Experimental germination of *Ribes* seed, 1940. *Serial* 111. Berkeley, CA: USDA Bureau of Entomology and Plant Quarantine. 29 p.
- Quick CR. 1943. Experimental germination of *Ribes* seed, 1942. *Serial* 116. Berkeley, CA: USDA Bureau of Entomology and Plant Quarantine. 23 p.
- Quick CR. 1945. Experimental germination of *Ribes* and pine seeds, 1944. *Serial* 125. Berkeley, CA: USDA Bureau of Entomology and Plant Quarantine. 32 p.

- Quick CR. 1947a. Experimental germination of *Ribes* and pine seeds, 1945. Serial 135. Berkeley, CA: USDA Bureau of Entomology and Plant Quarantine, 35 p.
- Quick CR. 1947b. Some experimental aspects of *Ribes* seed longevity. Serial 137. Berkeley, CA: USDA Bureau of Entomology and Plant Quarantine, 8 p.
- Quick CR. 1954. Ecology of the Sierra Nevada gooseberry in relation to blister rust control. Circ. 937. Washington, DC: USDA, 30 p.
- Rehder A. 1940. Manual of cultivated trees and shrubs. 2nd ed. New York: Macmillan, 2996 p.
- Rudolf PO. 1949. First the seed, then the tree. In: USDA Yearbook of Agriculture (1948): Trees. 127–135.
- Stephens HA. 1969. Trees, shrubs, and woody vines in Kansas. Lawrence: University Press of Kansas, 250 p.
- Steyermark JA. 1963. Flora of Missouri. Ames: Iowa State University Press, 1725 p.
- Stidham ND, Ahring RM, Claypool PL. 1980. Chemical scarification, moist prechilling, and thiourea effects on germination of 18 shrub species. *Journal of Range Management* 33(2): 115–118.
- Symonds GWD. 1963. The shrub identification book. New York: M. Barrows and Co. 379 p.
- Wasser CH. 1982. Ecology and culture of selected species. In: *Revegetating Disturbed Lands in the West*. FWS/OBS-82/56. Washington, DC: USDI Fish and Wildlife Service: 263–265.
- Wyman D. 1949. Shrubs and vines for American gardens. New York: Macmillan, 442 p.
- Young RP. 1983. Fire as a vegetation management tool in rangelands of the Intermountain region. In: Monsen SB, Shaw N, eds. *Managing Intermountain Rangelands: Improvement of Range and Wildlife Habitats*. Gen. Tech. Rep. INT-157. Ogden, UT: USDA Forest Service, Intermountain Forest and Range Experiment Station: 18–31.

Fabaceae—Pea family

***Robinia* L.**

locust

David F. Olson, Jr., and Robert P. Karrfalt

Dr. Olson retired from the USDA Forest's Southeastern Forest Experiment Station; Mr. Karrfalt is director of the USDA Forest Service's National Seed Laboratory, Dry Branch, Georgia

Growth habit, occurrence, and use. The locust genus—*Robinia*—includes 9 species, with 8 varieties native to the United States and Canada (BONAP 1996). Four species, 6 varieties, and 4 hybrids are considered here (table 1). Most of these species are shrubs and a few are deciduous trees. Black locust is a medium-sized tree 12 to 18 m high with a maximum of 30 m (Roach 1965). It reaches its best development in the Appalachian region and has been widely planted in the Western Hemisphere and Europe. The rapid growth of black locust on good sites, its nitrogen-fixing ability, and the durability of its wood (especially for fence posts) makes black locust one of the most valuable species in the genus. Bristly locust and its variety Kelsey locust are low shrubs, 0.6 to 3 m high (Fernald 1950). They are useful for erosion control because of prolific root sprouting. Growth of locust species is very good on calcareous soils, but bristly locust will grow also on strip mine spoils, where acid soils have pH values as low as 4.0. Bristly locust is a triploid and Kelsey locust is a diploid (Whitaker 1934). New Mexican locust is a small tree, 3 to 7.5 m high (Wooten 1913).

Flowering and fruiting. The perfect flowers occur in racemes originating in the axils of leaves of the current year; they appear in the spring and early summer (Radford and others 1964; Sargent 1965). Flowers are pollinated by insects, especially bees (Robertson 1928). The fruit, a legume (figure 1), ripens in the autumn and contains 4 to 10 dark brown to black seeds about 4.8 to 6 mm long (figure 2) (Olson 1974; Small 1933). When they ripen, the legumes (pods) become brown and open on the tree, releasing the seeds. Black locust begins seed-bearing at about 6 years of age and produces good crops every 1 to 2 years (Little and DeLisle 1962; Olson 1974). Seeds contain no endosperm (figure 3).

Collection, cleaning, and storage. Ripe seeds should be collected before the legumes open. Legumes can be picked from the trees by hand or flailed or stripped onto

canvas or plastic sheets from late August throughout the winter (table 2). The legumes should be spread out to air-dry until they are brittle to facilitate breaking them open. Alternatively, they can be dried in a forced-air seed or cone drier if a faster result is needed or if natural drying conditions are too humid. Once the legumes are brittle, they can be threshed by flailing them in a bag or by running them through a macerator or brush machine (chapter 3). Chaff and light seeds can be removed by fanning or flotation in water. Legumes of New Mexican locust should be collected soon after ripening, because they open rapidly once ripening is complete (Olson 1974). Seed weights are similar among the locusts (table 3). Soundness and purity of seedlots is high. Seedlot purities of 97% and soundness of 90 to 99% have been obtained (Olson 1974). Locust seeds are orthodox in storage behavior. In prolonged storage, dry seeds retain their viability for 10 years or more if placed in closed containers at 0 to 4.5 °C. For periods of 3 to 4 years, open storage in a cool, dry place can be practiced (Olson 1974). Seeds can be stored dry and sown within a year (Wyman 1953).

Pregermination treatment. Dormancy in untreated seeds of locust is entirely due to impermeable seedcoats. Prompt germination can be induced by proper scarification. Several methods have been devised for this. The most well-developed treatment, with concentrated sulfuric acid, has been used on both New Mexican (Cox and Klett 1984) and black locusts (Brown 1973; Chapman 1936; Meginnis 1937; Olson 1974, Singh and others 1991). Myatt (1991) reports a much-refined acid scarification procedure. First the seeds are sized in a 2-screen cleaner using a 3.2-mm (#8) round-hole top screen and a 2.8-mm (#7) round-hole bottom screen. Larger seeds were found to require a shorter acid treatment than do small seeds. By treating the sizes separately, fewer of the seeds remain impermeable and fewer are damaged by too-long a treatment. Large seeds are treated for 45 to 60 minutes, medium seeds from 60 to 75 minutes, and small seeds from 75 to 90 minutes. Seeds are first wet with

Table 1—*Robinia*, locust: nomenclature and occurrence

Scientific name & synonym(s)	Common name(s)	Occurrence
<i>R. × ambigua</i> Poir. (pro sp) <i>R. × ambigua</i> var. <i>bella-rosea</i> (G. Nicholson) Rehder <i>R. × dubia</i> Foucault	locust	North Carolina
<i>R. hispida</i> L. <i>R. pallida</i> Ashe <i>R. speciosa</i> Ashe <i>R. grandiflora</i> auct. non Ashe nec L. nec Schneid.	bristly locust	Nova Scotia & Maine S to Florida, W to Ontario, Minnesota, & Texas
<i>R. hispida</i> var. <i>fertilis</i> (Ashe) Clausen <i>R. fertilis</i> Ashe <i>R. grandiflora</i> Ashe <i>R. pedunculata</i> Ashe	bristly locust	Connecticut S to North Carolina, W to Iowa
<i>R. hispida</i> var. <i>kelseyi</i> (Colwell ex Hutchinson) Isely <i>R. kelsyi</i> Cowell ex Hutchinson	Kelsey locust	Kentucky, Tennessee, North & South Carolina; also New Jersey
<i>R. hispida</i> var. <i>nana</i> (Ell.) DC. <i>R. elliotii</i> (Chapman) Ashe ex Small <i>R. nana</i> Ell.	bristly locust	S Appalachian Mtns of Alabama, Georgia, North & South Carolina, Kentucky, & Tennessee
<i>R. hispida</i> var. <i>rosea</i> Pursh <i>R. albicans</i> Ashe <i>R. boyntonii</i> Ashe <i>R. leucantha</i> Rehd.	mossy locust, bristly locust	S Appalachian Mtns of Alabama, Georgia, North & South Carolina, Kentucky, & Tennessee
<i>R. × holdtii</i> Beissn. <i>R. × coloradensis</i> Dode	Holdt locust	Colorado, Utah, & Wyoming
<i>R. × longiloba</i> Ashe (pro sp.)	locust	North & South Carolina
<i>R. × margarettiae</i> Ashe (pro sp.) <i>R. × salvinii</i> Rehd.	Margarett locust	New Brunswick & Nova Scotia S to Georgia, W to Ontario & Ohio
<i>R. neomexicana</i> Gray <i>R. luxurians</i> (Dieck) Schneid. ex Tarouca & Schneid. <i>R. neomexicana</i> var. <i>luxurians</i> (Gray) Dieck <i>R. neomexicana</i> var. <i>subvelutina</i> (Gray) (Rydb.) Kearney & Peebles	New Mexican locust	Wyoming S to New Mexico & Texas, W to California
<i>R. neomexicana</i> var. <i>rusbyi</i> (Woot. & Standl.) Martin & Hutchins ex Peabody <i>R. breviloba</i> Rydb. <i>R. rusbyi</i> Woot. & Standl.	Rusby locust	Arizona & New Mexico
<i>R. pseudoacacia</i> L. <i>R. pseudoacacia</i> var. <i>rectissima</i> (L.) Raber	black locust	Nova Scotia & New Brunswick S to Florida, W to Washington & California
<i>R. viscosa</i> Vent.	clammy locust	Nova Scotia & New Brunswick S to Georgia, W to Ontario, Wisconsin, & Tennessee
<i>R. viscosa</i> var. <i>hartwegii</i> (Koehne) Ashe <i>R. hartwegii</i> Koehne	Hartweg locust	Georgia & North & South Carolina

Source: BONAP (1996).

water in a leak-proof plastic tub. The concentrated sulfuric acid is added at a rate of 720 ml/4.5 kg of seeds. This amount of seeds is easily worked. A small amount of additional water is added to allow the seeds to be stirred with a wooden slat during the treatment. Stirring should be almost constant to evenly distribute the acid and thus prevent burning of individual seeds. At the end of the prescribed time in the acid, the seeds should be rinsed thoroughly in running water, then next soaked overnight in water. Those that have

been successfully scarified will swell. Air-drying the treated seeds just enough to surface-dry them will allow the swollen seeds to be screened from the non-swollen seeds using the 2-screen machine. The top screen for this second screening would be about a 4-mm (#10) round-hole screen. The non-swollen seeds can be retreated in acid for 45 to 60 minutes using the same procedure as with the full lot. Swollen seeds are now ready for planting. They may be temporarily placed in a cooler for a few days until planted. If only 1 cycle of

Figure 1—*Robinia*, locust: legumes (pods) of *R. hispida* var. *rosea*, mossy locust (**left**); *R. hispida* var. *fertilis*, bristly locust (**top center**); *R. neomexicana*, New Mexican locust (**bottom center**); *R. pseudoacacia*, black locust (**right**).




Figure 2—*Robinia*, locust: seeds of *R. hispida* var. *fertilis*, bristly locust (**top left**); *R. hispida* var. *rosea*, mossy locust (**top right**); *R. neomexicana*, New Mexican locust (**bottom left**); and *R. pseudoacacia*, black locust (**bottom right**).

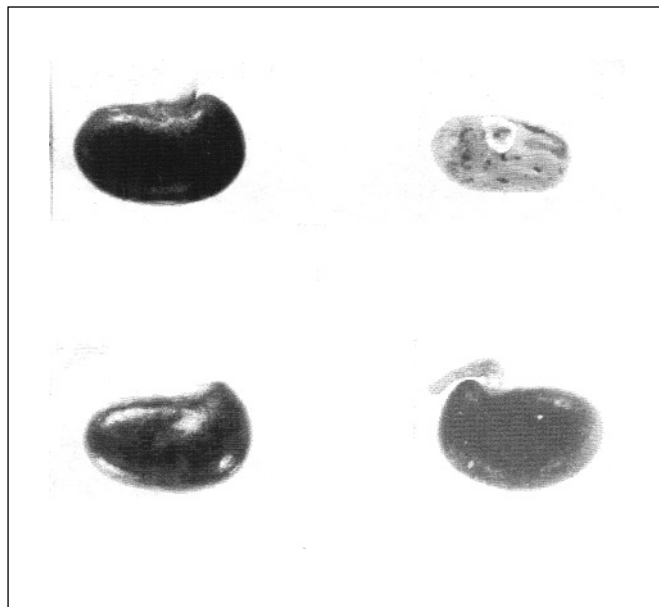
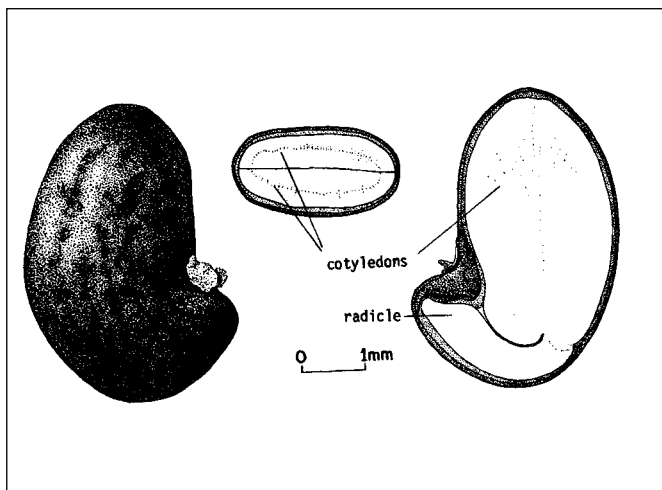


Figure 3—*Robinia pseudoacacia*, black locust: exterior (**left**) and longitudinal (**right**), and cross (**center**) sections of a seed.



acid is planned, a test sample should be run to determine the length of soak. Here small seed samples are soaked in acid for progressively longer intervals until a majority of the seeds are swollen following the water soak. Predetermined soaking times have varied from 10 to 120 minutes (Heit 1967; Meginnis 1937). Acid scarification is hazardous, so wearing adequate protective clothing—face shield and rubber gloves, boots, and apron—is mandatory.

A second widely used method is hot water treatment (Singh and others 1991; Wilson 1944). This procedure can be done by bringing a container of water to a boil, removing it from the heat, and pouring in the seeds. The water and seeds are then allowed to cool overnight. Although not practiced, it is reasonable to assume that the sizing of the seeds described above for acid would allow for a more complete scarification. Burning a hole in the seedcoat with a heated needle, nicking the seedcoat with a clipper, and heat shock (alternate boiling and cold water dips) have also been tried (Singh and others 1991). The nicking was as effective as the acid, burning less effective, and heat shock, even with multiple cycles of hot and cold, was still less effective.

Germination tests. Germination tests on scarified seeds may be made with any conventional medium. After 10 to 40 days at diurnally alternating temperatures of 30 °C in the day and 20 °C at night, germination capacities of several species of locust ranged from 10 to 93% (Olson 1974). Light is not required for germination (Heit 1968; Meginnis 1937). Germination capacity depends primarily on the effectiveness of the scarification treatment in making the seedcoat permeable to water without damaging the embryo (Meginnis 1937). For seeds used in a germination test, mechanical scarification with a needle, razor blade, or clipper can be done rapidly and without the hazards of handling acid. Acid-treated seeds have also been found to mold much more easily than mechanically treated seeds in germination tests at the USDA Forest Service’s National Seed Laboratory (Karrfalt 1990).

Table 2—*Robinia*, locust: phenology of flowering and fruiting

Species	Flowering	Fruit ripening	Seed dispersal
<i>R. hispida</i>	May–June	July–Sept	—
<i>R. hispida</i> var. <i>fertilis</i>	Early June	Sept	Oct–Nov
<i>R. neomexicana</i>	—	Sept	Sept–Oct
<i>R. pseudoacacia</i>	—	Sept–Oct	Sept–Apr

Sources: Olson (1974), Radford and others (1964), Sargent (1965).

Table 3—*Robinia*, locust: seed yield data

Species	Seed yield/fruit weight		Cleaned seeds/weight	
	/45.4 kg	/100 lb	/kg	/lb
<i>R. hispida</i> var. <i>fertilis</i>	—	—	50,715	23,000
<i>R. hispida</i>	—	—	61,080	27,700
<i>R. neomexicana</i>	9	20	47,630	21,600
<i>R. pseudoacacia</i>	6.8–15	15–33	52,920	24,000*

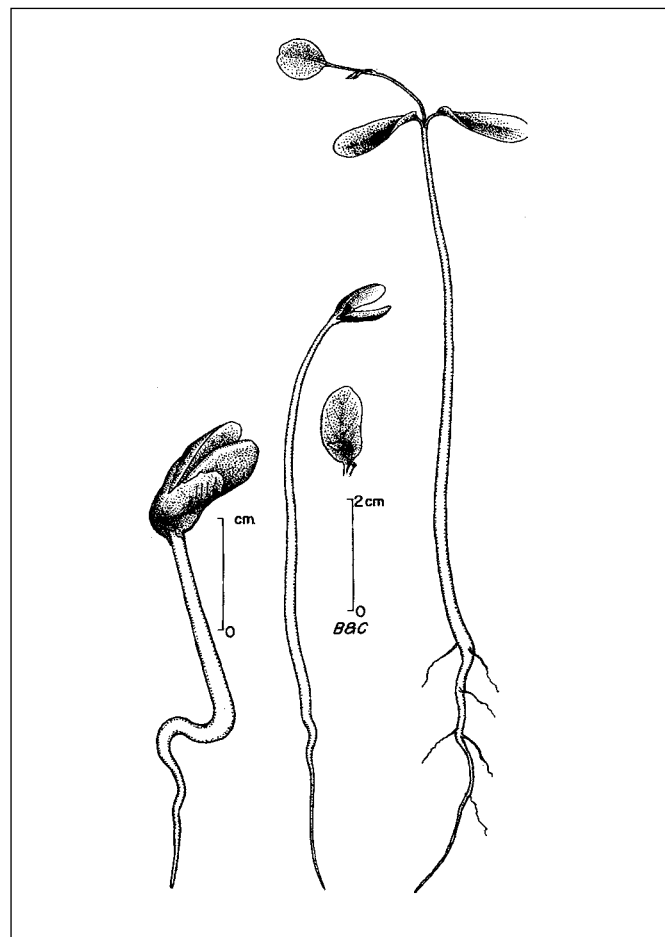
Sources: Sargent (1965), Small (1933), Swingle (1939).

* Range was 16,000 to 35,000 seeds/lb.

For official germination testing, the Association of Official Seed Analysts (AOSA 1993) prescribe a pretreatment of a 1-hour soak in concentrated sulfuric acid, then chilling for 21 days at 20 °C. International rules (ISTA 1993) prescribe either scarification of the seeds at the cotyledon end or soaks in sulfuric acid until the surface of the seedcoats are pitted. Germination is then carried out at alternating temperatures of 20/30 °C for 14 days.

Nursery practice. Locust seeds may be drilled in rows 15 to 20 cm (6 to 8 in) apart at a rate of 65 to 100 seeds/m (20 to 30/ft), or broadcast in fertile soil from March to May. Seeds should be covered with about 6 mm ($\frac{1}{4}$ in) of soil, sand, or a mixture of sand and sawdust (McWilliams 1970; Olson 1974). Seeds should be treated with a nitrogen inoculant, especially if the seedbeds have been fumigated. Mulching is not mandatory, but a light straw mulch has been used advantageously in the culture of bristly locust in New York (McWilliams 1970). Germination is epigeal (figure 4). Seedlings of locust have large roots, and raising nursery beds 15 to 20 cm (6 to 8 in) facilitates lifting. One-year-old seedlings can be planted successfully on most fertile soils. Chaney and Kozlowski (1974) found that the addition of anti-transpirants to the nursery soil before sowing would reduce germination but had the potential to improve the growth and water balance of the surviving seedlings.

Direct seeding. Locust is often used in revegetating disturbed sites such as road cuts and strip mines. It is important in such areas to cover the seeds with about 6 mm

Figure 4—*Robinia pseudoacacia*, black locust: seedling development after 1, 3, and 8 days of germination.

($1/4$ in) of soil, as in the nursery. Brown (1973) reported a 10- to 60-fold improvement in germination from covering the seeds planted on West Virginia mine spoils. Brown also found (1973) that soil compaction from grading the sites and herbaceous competition resulted in poorer conditions for germination and seedling establishment. Salinity can also be

a problem along highways and in dry countries where irrigation must be practiced in agroforestry applications. Under salinity levels of 0.05 to 0.80%, black locust germination was reduced and occurred more slowly (Bangash 1977; Bicknell and Smith 1975).

References

- AOSA [Association of Official Seed Analysts]. 1993. Rules for testing seeds. *Journal of Seed Technology* 16(3): 1–113.
- Bangash SH. 1977. Salt tolerance of forest tree species as determined by germination of seeds at different salinity levels. *Pakistan Journal of Forestry* 27(2): 93–97.
- Bicknell SH, Smith WH. 1975. Influence of soil salt, at levels characteristic of some roadside environments, on the germination of certain tree seeds. *Plant and Soil* 43(3): 719–722.
- BONAP [Biota of North America Project]. 1996. The digital checklist of the vascular flora of North America [website available at <http://www.bonap.org>].
- Brown JH. 1973. Site factors and seeding methods affecting germination and survival of tree species direct-seeded on surface-mined areas. *Bull. 620. Morgantown: West Virginia University Agricultural Experiment Station.* 25 p.
- Chaney WR, Kozlowski TT. 1974. Effects of antitranspirants on seed germination, growth, and survival of tree seedlings. *Plant and Soil* 40(1): 225–229.
- Chapman AG. 1936. Scarification of black locust seed to increase and hasten germination. *Journal of Forestry* 34: 66–74.
- Cox RA, Klett JE. 1984. Seed germination requirements of native Colorado plants for use in the landscape. *Plant Propagator* 30(2): 6–10.
- Fernald ML. 1950. *Gray's manual of botany*, 8th ed. New York: American Book Co. 1632 p.
- Heit CE. 1967. Propagation from seed: 6. Hard seededness—a critical factor. *American Nurseryman* 125 (10): 10–12, 88–96.
- Heit CE. 1968. Thirty five years testing of tree and shrub seed. *Journal of Forestry* 66: 632–634.
- ISTA [International Seed Testing Association]. 1993. Rules for testing seeds: rules. *Seed Science and Technology* 21 (Suppl.): 1–259.
- Karrfalt RP. 1990. Personal observation. Dry Branch, GA: USDA Forest Service, National Tree Seed Laboratory.
- Little EL Jr, Delisle AL. 1962. Time periods in development: forest trees of North America, table 104. In: *Biological handbook on growth*. Altman PL, Dittmer D, eds. Washington, DC: Federation of American Societies for Experimental Biology.
- McWilliams JL. 1970. Amot bristly locust. Harrisburg, PA: USDA Soil Conservation Service. 9 p.
- Meginnis HG. 1937. Sulphuric acid treatment to increase germination of black locust seed. *Agric. Circ.* 453. Washington, DC: USDA. 34 p.
- Myatt A. 1991. Personal communication. Washington, OK: Oklahoma Department of Agriculture, Forestry Division.
- Olson DF. 1974. *Robinia*, locust. In: Schopmeyer CS, tech coord. *Seeds of woody plants in the United States*. *Agric. Handbk.* 450. Washington, DC: USDA Forest Service: 728–731.
- Radford AE, Ahles HE, Bell CR. 1964. *Guide to the vascular flora of the Carolinas*. Chapel Hill: University of North Carolina Book Exchange, 383 p.
- Roach BA. 1965. Black locust (*Robinia pseudoacacia* L.). In: Burns RM, Honkala BH, eds. *Silvics of forest trees of the United States*. *Agric. Handbk.* 271. Washington, DC: USDA Forest Service: 642–648.
- Robertson C. 1928. *Flowers and insects*. Lancaster, PA: Science Press. 221 p.
- Sargent CS. 1965. *Manual of trees of North America (exclusive of Mexico)*. 2nd ed. New York: Dover. 934 p.
- Singh DP, Hooda MS, Bonner FT. 1991. An evaluation of scarification methods for seeds of two leguminous trees. *New Forests* 5(2): 139–145.
- Small JK. 1933. *Manual of the southeastern flora*. New York: J.K. Small. 1554 p.
- Swingle CF, comp. 1939. *Seed propagation of trees, shrubs, and forbs for conservation planting*. SCS-TP 27. Washington, DC: USDA Soil Conservation Service. 198 p.
- Whitaker TW. 1934. A karyo-systematic study of *Robinia*. *Journal of the Arnold Arboretum* 15: 353–357.
- Wilson JK. 1944. Immersing seeds of species of *Robinia* in boiling water hastens germination. *Journal of Forestry* 42: 453–454.
- Wooten EO. 1913. *Trees and shrubs of New Mexico*. *Bull.* 87: State College: New Mexico Agricultural Experiment Station. 159 p.
- Wyman D. 1953. Seeds of woody plants. *Arnoldia* 13: 41–60.

Rosaceae—Rose family

Rosa L.

rose, briar

Susan E. Meyer

Dr. Meyer is a research ecologist at the USDA Forest Service's Rocky Mountain Research Station Shrub Sciences Laboratory, Provo, Utah

Growth habit, occurrence, and uses. The genus *Rosa* is found primarily in the North Temperate Zone and includes about 200 species, with perhaps 20 that are native to the United States (table 1). Another 12 to 15 rose species have been introduced for horticultural purposes and are naturalized to varying degrees. The nomenclature of the genus is in a state of flux, making it difficult to number the species with precision. The roses are erect, clambering, or climbing shrubs with alternate, stipulate, pinnately compound leaves that have serrate leaflets. The plants are usually armed with prickles or thorns. Many species are capable of clonal growth from underground rootstocks and tend to form thickets. Usually found in the more moist but sunny parts of the landscape, wild roses provide valuable cover and food for wildlife, especially the birds and mammals that eat their hips

and act as seed dispersers (Gill and Pogge 1974). Wild roses are also utilized as browse by many wild and domestic ungulates. Rose hips are an excellent source of vitamin C and may also be consumed by humans (Densmore and Zasada 1977). Rose oil extracted from the fragrant petals is an important constituent of perfume. The principal use of roses has clearly been in ornamental horticulture, and most of the species treated here have been in cultivation for many years (Gill and Pogge 1974).

Many roses are pioneer species that colonize disturbances naturally. The thicket-forming species especially have potential for watershed stabilization and reclamation of disturbed sites. If roses are to be used for these purposes, it is greatly preferable to utilize species native to the region rather than exotics, which can become serious pests. An

Table 1—*Rosa*, rose: scientific names and geographic distribution for 12 species native or naturalized in the United States

Scientific name	Common name(s)	Geographic distribution
<i>R. acicularis</i> Lindl.	prickly rose	Circumboreal, S in North America to Utah, New Mexico, Nebraska, & New York
<i>R. blanda</i> Ait.	meadow rose, smooth rose	E North America, S to Missouri & Nebraska
<i>R. californica</i> Cham. & Schlecht.	California rose	S Oregon, S to Baja California
<i>R. canina</i> L.	dog rose	Introduced from Europe; locally escaping in E North America
<i>R. eglanteria</i> L.	sweetbriar rose, eglantine	Introduced from Europe; naturalized in the Pacific NW & in E North America
<i>R. gymnocarpa</i> Nutt.	baldhip rose, dwarf rose	Pacific NW S to central California & E to Montana & Idaho
<i>R. multiflora</i> Thunb. ex Murr.	multiflora rose, Japanese rose	Introduced from Japan; widely naturalized in E North America
<i>R. nutkana</i> K. Presl.	Nootka rose	Alaska S to California, Utah, & Colorado
<i>R. rugosa</i> Thunb.	rugosa rose, hedgerow rose	Introduced from E Asia; naturalized in E & mid-W North America
<i>R. setigera</i> Michx.	prairie rose, climbing rose	Mid-W United States S to Texas; naturalized in E North America
<i>R. wichuraiana</i> Crépin.	wichura rose, memorial rose	Introduced from E Asia; locally escaping in E North America
<i>R. woodsii</i> Lindl.	Woods rose	Widely distributed in W & mid-W North America

Source: Gill and Pogge (1974).

example is the multiflora rose, a Japanese species that was widely promoted as a “living fence” in a previous era (Anderson and Edminster 1954). It has invaded thousands of acres of unimproved pastureland in the eastern United States and is now the target of a large and expensive control program (Mays and Kok 1988).

Flowering and fruiting. The large, perfect flowers are usually borne singly or in groups of 2 or 3, though some species (for example, wichura, multiflora, and prairie roses) have flat-topped inflorescences with few to many flowers. The flowers generally appear in late spring or early summer and are insect-pollinated. They are perigynous, with the 5 sepals, 5 to many petals, and many stamens inserted on the edge of the hypanthium and the many pistils borne within its cup. In fruit, the hypanthium enlarges to become the fleshy, berrylike hip (figure 1), and the pistils become single-seeded achenes (figures 2 and 3). The achene wall is usually hard, bony, and resistant to damage.

The fruits may ripen from late summer to fall, but they usually persist on the plants through the winter, presumably as an enticement to dispersers. The hips are often brightly colored in hues of orange, red, and purple that are attractive to birds. Those that have not been taken by spring are pushed off by the newly developing flowers of the next season. Once on the ground, the hips disintegrate quickly.

Figure 1—*Rosa*, rose: fruits (hips) of *R. eglanteria*, sweetbriar rose (**top**); *R. multiflora*, multiflora rose (**bottom left**); *R. nutkana*, Nootka rose (**bottom center**); and *R. setigera*, prairie rose (**bottom right**).

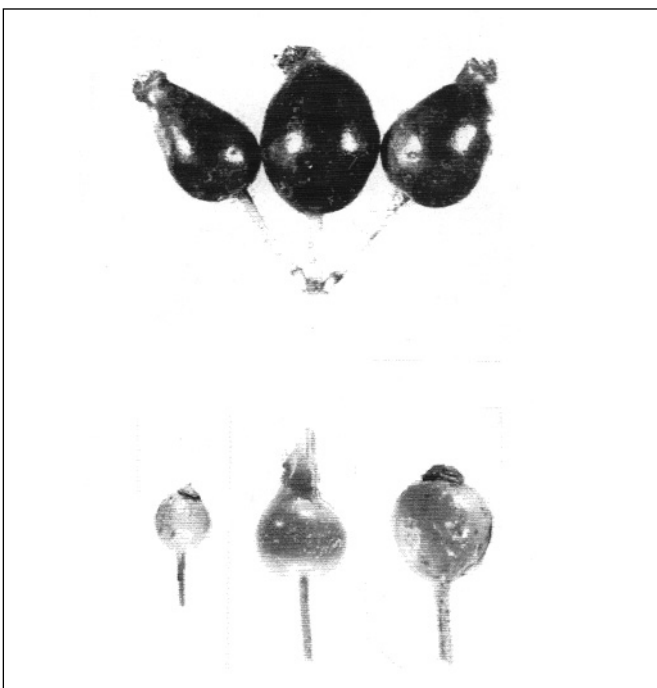



Figure 2—*Rosa*, rose: seeds (achenes) of *R. eglanteria*, sweetbriar rose (**top**); *R. gymnocarpa*, baldhip rose (**second**); *R. multiflora*, multiflora rose (**third**); *R. nutkana*, Nootka rose (**fourth**); and *R. setigera*, prairie rose (**bottom**).



Chalcid wasps of the genus *Megastigmus* (Torymidae) are important predispersal consumers of rose seeds (Mays and Kok 1988; Nalepa 1989). These wasps emerge as adults in spring and oviposit through the hip wall into the ovules of newly developing achenes. Their larvae develop by consuming the seeds over the summer, overwinter as late-instar larvae, pupate in early spring, and emerge as adults in time to repeat the life cycle. Chalcid infestations of 50 to 60% are common (Semeniuk and Stewart 1964; Svejda 1968) and infestations as high as 90% have been reported (Nalepa 1989). Achenes containing chalcid larvae appear normal in size and density and cannot be distinguished by inspection from viable achenes. The native chalcid *M. nigrovariegatus* Ashmead and the light form of the introduced rose seed chalcid (*M. aculeatus* Hoffmeyer) attack most if not all species of rose, whereas the dark form is apparently specific to multiflora rose and is being utilized in biocontrol programs (Mays and Kok 1988; Nalepa 1989).

Seed collection, cleaning, and storage. Rose hips may be collected by hand-stripping or by beating them into containers any time after the seeds are fully ripe. Ripeness is signaled by a change in the color of the hips from green to orange, red, or purple. If not processed right away, the hips

should either be refrigerated or spread out to dry, as otherwise they can overheat and the seeds become damaged. The hips should be soaked in water if they have been allowed to dry prior to processing, then macerated using a macerator or similar device. Small lots can be macerated by rubbing the hips through screens. The achenes may be separated from the pulp by flotation or the material may be dried and the achenes cleaned out using a fanning mill. Achene weights vary from 5 to 17 mg (1.8⁻⁴ to 6.0⁻⁴ oz) and they number 59,530 to 185,220/kg (27,000 to 84,000/lb), depending on species and seedlot (table 2). Rose seeds may have a limited storage life, with some loss of viability in laboratory or warehouse dry storage after as little as 2 to 3 years (Crocker and Barton 1931; Gill and Pogge 1974), but they are almost certainly orthodox in storage behavior. Seeds of Woods rose have been reported to retain viability in open warehouse storage for 15 years (Stevens and others 1981). Sealed storage of air-dried seeds at low temperature is recommended (Gill and Pogge 1974).

Germination and seed testing. Rose seeds are normally dormant at maturity and require some form of pre-treatment in order to germinate. Release from dormancy is a complex process that may involve changes at the pericarp, testa, and embryo levels. The degree of dormancy and the principal level of dormancy control varies among species, cultivars, seedlots, and even among hips within a single bush. Because the achenes have a thick, hard pericarp and do not swell when placed in water, it is often assumed that they are water-impermeable. Work by Svejda (1972) and others has shown that this is not the case. The achenes do take up water, although the mechanical restriction presented by the pericarp can sometimes prevent full imbibition. Tincker and Wisley (1935) showed, for 10 rose species, that

cracking the pericarp alone did not remove dormancy. The importance of including treatments that weaken the pericarp in efforts to remove rose seed dormancy depends on the species and the particular lot. In nursery propagation of the rootstock rose *R. dumetorum* (*R. corymbifera*) 'Laxa', sulfuric acid treatment before warm plus cold stratification improves germination (Roberts and Shardlow 1979). The acid scarification can be eliminated and the warm stratification period shortened if the achenes are warm-stratified with compost activator (Cullum and others 1990). The role of these treatments is apparently to weaken the pericarp along

Figure 3—*Rosa setigera*, prairie rose: longitudinal section through a seed.

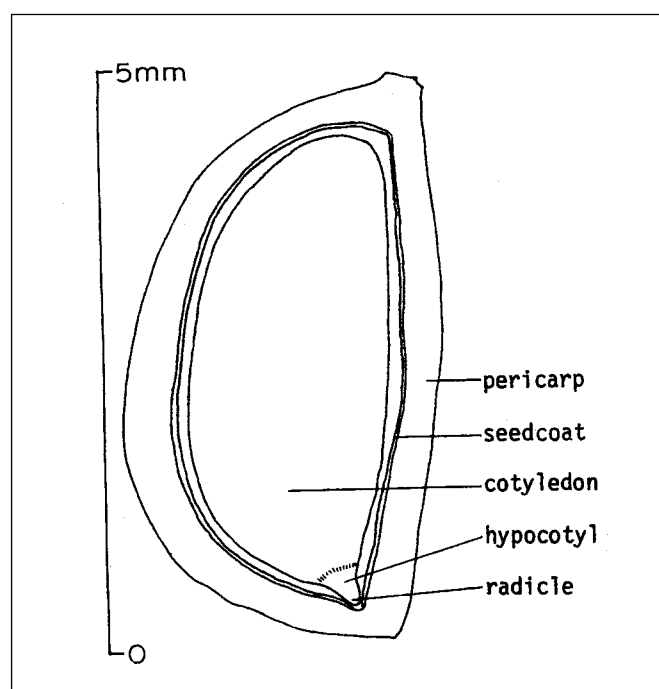


Table 2—*Rosa*, rose: achene weight data

Species	Mean weight		Achenes/weight	
	mg	oz	/kg	/lb
<i>R. acicularis</i>	25–28	0.9–1.0	35,940–40,130	16,300–18,200
<i>R. blanda</i>	9–12	0.3–0.4	81,580–116,860	37,000–53,000
<i>R. californica</i>	4	0.1	224,910	102,000
<i>R. canina</i>	13 (8–17)	0.5 (0.3–0.6)	59,530–119,070	27,000–54,000
<i>R. eglanteria</i>	15	0.5	68,355	31,000
<i>R. gymnocarpa</i>	16	0.6	61,740	28,000
<i>R. multiflora</i>	6–9	0.2–0.3	110,250–180,810	50,000–82,000
<i>R. nutkana</i>	8–15	0.3–0.5	66,150–132,300	30,000–60,000
<i>R. rugosa</i>	6–9	0.2–0.3	114,660–163,170	52,000–74,000
<i>R. setigera</i>	9	0.3	110,250	50,000
<i>R. wichuriana</i>	5	0.2	185,220	84,000
<i>R. woodsii</i>	9 (7–13)	0.3 (0.2–0.5)	77,170–143,320	35,000–65,000

Sources: Belcher (1985), Gill and Pogge (1974), Mirov and Kraebel (1939).

the sutures, whether with acid or through microbial digestion. Responsiveness to warm plus cold stratification can also be increased in *R. dumetorum* 'Laxa' by vacuum-infiltrating the achenes with growth hormones such as gibberellic acid or benzyladenine (Foster and Wright 1983), which suggests that something other than simple mechanical restriction may be involved. Similarly, in the relatively nondormant multiflora rose, the achenes may be induced to germinate without chilling either by treatment with macerating enzymes that weaken pericarp sutures or by leaching with activated charcoal to remove inhibitors from the incubation solution (Yambe and Takeno 1992; Yambe and others 1992). By using macerating enzymes to remove dormancy, these workers were able to demonstrate a phytochrome-mediated light requirement for germination in this species (Yambe and others 1995). Acid scarification (but not mechanical scarification) is reported to substitute for warm pretreatment in the cultivated rose *R. gallica* L. (Svejda 1968).

Chilling is the treatment most often applied to remove rose seed dormancy, and the achenes of most species will

germinate eventually if chilled for long enough periods. For some species, periods of cold stratification corresponding to a single winter in the field are sufficient, as in prairie, multiflora, and wichura roses (table 3). Achenes of these species may show increased dormancy if the chilling period is preceded or interrupted by periods of incubation at warmer temperatures (Semeniuk and Stewart 1962; Stewart and Semeniuk 1965). Interruption of chilling with warm incubation resulted in secondary dormancy induction only if the temperature of warm incubation was too high. If the seeds were held below this 'compensating' temperature, no change in dormancy resulted, and the seeds could accumulate the effects of chilling across warm interruptions. Seeds whose chilling requirements had just barely been met germinated best at relatively low incubation temperatures, whereas those that had been in chilling for longer than necessary either eventually germinated in chilling or could germinate at a wide range of temperatures, including those above the compensating temperature. Semeniuk and others (1963) showed that, for prairie rose, the effect of the warm pretreatment

Table 3—*Rosa*, rose: stratification requirements

Species	Warm stratification		Cold stratification		Germination temp (°C)	Incubation (%)
	Days	Temp (°C)	Days	Temp (°C)		
<i>R. acicularis</i>	—	—	365	5	5	57*
	118	25	90	5	20, 10/20	90*
<i>R. blanda</i>	—	—	90	5	13, 18	7†
	—	—	270	5	13, 18	53†
<i>R. californica</i>	—	—	90	5	—	62
<i>R. canina</i>	60	20	60	4	—	47
	90	20	150	4	—	34
<i>R. eglanteria</i>	—	—	570	5	5	24
	—	—	450	5	5	40
<i>R. gymnocarpa</i>	—	—	90	5	—	43
<i>R. multiflora</i>	—	—	90	5	15–18	45
	—	—	180	5	15–18	60
	—	—	120	5	5	72
<i>R. nutkana</i>	—	—	365	4.5	4.5	65
	—	—	128	4.5	18.5	48
	128	18.5	128	4.5	18.5	72
<i>R. rugosa</i>	—	—	90	3	20–29	32
	60	20	90	3	20–29	60
	—	—	210	4	20	85
<i>R. setigera</i>	—	—	120	5	15–18	90
	—	—	90	4.4	18.3	48
<i>R. wichuriana</i>	—	—	60	5	15–18	75
	—	—	45	5	18.3	76
<i>R. woodsii</i>	—	—	120	3	—	0
	60	20	90	3	—	49

Sources: Crocker and Barton (1931), Densmore and Zasada (1977), Gill and Pogge (1974), McTavish (1986), Mirov and Kraebel (1939), Rowley (1956), Semeniuk and Stewart (1962, 1964, 1966), Stewart and Semeniuk (1965), Svejda (1968), Tillberg (1983), Tinker and Wisley (1935).

* Based on total viable seeds.

† Total viability known to be about 55%; all other percentages based on total seeds, viability unknown.

above the compensating temperature was to induce secondary dormancy at the embryo level. Interestingly, this dormancy could be alleviated only by chilling whole achenes; chilling the embryos did not alleviate their dormancy.

Other species, such as prickly, Nootka, and Woods roses, show much increased germination percentages in response to chilling periods corresponding to a single winter if the chilling period is preceded by a period of warm incubation (table 3). This requirement for warm incubation before chilling would effectively postpone seedling emergence in the field until the second spring after seed production (Densmore and Zasada 1977). The temperature and duration of the warm treatment is sometimes important. In rugosa rose, a warm pretreatment of 60 days at 20 °C before 90 days of chilling at 3 °C increased germination over chilling alone, but longer periods resulted in decreased germination (Svejda 1968). The effect of warm pretreatment on chilling response has been formally documented for only a few rose species, but it is likely that high-viability lots of any species that show minimal germination after 6 months of chilling would be benefitted by a warm pretreatment.

Exactly what changes take place in rose seeds during warm pretreatment or chilling is not known. In many cases, the warm pretreatment seems to have effects at the seed level rather than simply providing an opportunity for pericarp weakening (Densmore and Zasada 1977). Hormonal balance has been implicated in the imposition of dormancy in rose seeds by several workers. Substances leached from dormant rose achenes or obtained from them by grinding have been shown to suppress germination of otherwise non-dormant excised rose embryos (Jackson and Blundell 1963, 1965; Svejda and Poapst 1972). Excised seeds with physically disrupted testas showed much lower germination than embryos with testas removed, suggesting that inhibitors leaching from the testa suppressed germination (Jackson and Blundell 1963). Other workers have shown that, although inhibitory substances are present in dormant achenes and may disappear during dormancy loss, their removal alone is not sufficient to induce germination (Julin-Tegelman 1983; Tillberg 1983).

Variation in dormancy-breaking requirements both within and among lots of any rose species make it difficult to predict effective treatments. One of the causes of this variation has been quite well-studied in cultivated tea roses, and the results probably apply to wild species as well. Von Abrams and Hand (1956) were the first to demonstrate that seeds of a given cultivar matured in the field at warmer temperatures were less dormant (that is, had a shorter chilling requirement) than seeds matured at cooler temperatures.

This result has been confirmed by De Vries and Dubois (1987), who also found that warmer maturation temperatures were associated with higher hip set and higher numbers of achenes per hip. Gudin and others (1990) examined the relationship of maturation temperature with developmental rate, endocarp thickness, and dormancy status. They also looked at the effect of the pollen parent in controlled crosses. They found that achenes matured at cooler spring temperatures had slower development, thicker endocarps, and higher levels of dormancy than those matured at warmer summer temperatures. Pollen parent also had an effect on both dormancy and endocarp thickness, presumably through its effect on developmental rate. These workers concluded that the higher dormancy associated with lower maturation temperature was mediated through endocarp thickness, but slow development could also have effects at the testa or embryo level. For example, Jackson and Blundell (1963) reported that excised embryos of rugosa rose grown in Wales were non-dormant, whereas Svejda (1972) and Julin-Tegelman (1983), working with lots grown in Canada and Sweden, reported that excised embryos of this species required 3 to 4 weeks of chilling to become germinable.

Another source of variation in dormancy status for rose achenes is a consequence of the post-maturation environment. Semeniuk and Stewart (1960, 1966) showed for several species that achenes from hips that had overwintered on the bush were more dormant than achenes from those same bushes collected and tested in the fall or stored dry and tested along with the field-overwintered achenes. This effect has also been noted by other workers (Jackson and Blundell 1963; Roberts and Shardlow 1979). It is probably best to collect rose hips soon after they reach maturity and to clean the collections immediately if seed dormancy status is an issue.

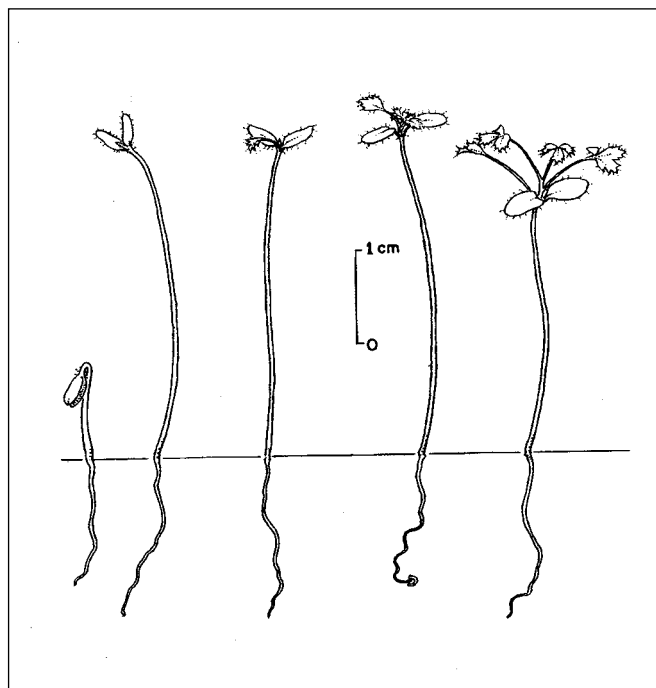
Because of the wide variation in dormancy-breaking requirements within each species, quality evaluations of rose seeds are usually carried out using tetrazolium staining (Gill and Pogge 1974). The achenes are first soaked in water for 24 hours. Firm pressure with a knife on the suture or a tap with a small hammer is used to split open the pericarp. The testa is then scratched or clipped at the cotyledon end and the seed is immersed in 1% tetrazolium chloride for 6 hours at room temperature. The testa is slit along the side and the embryo, which fills the seed cavity, is squeezed or teased out for evaluation (Belcher 1985). The excised embryo method may also be used, although it has little advantage over tetrazolium staining (Gill and Pogge 1974). For purposes of determining fill and chalcid infestation levels, x-radiography is suitable (Belcher 1985).

The preferred method in official testing is also tetrazolium staining (ISTA 1993), although stratification for 28 days at 3 to 5 °C is suggested for multiflora rose (AOSA 1993). For other rose species, the international rules (ISTA 1993) suggest an alternate method of 12 months of stratification, followed by germination in sand at 20 °C for 70 days. Germination is epigeal (figure 4).

Field seeding and nursery practice. Woods rose has been fall-seeded as a part of mixes for revegetation of deer winter ranges in pinyon-juniper and mountain brush communities of the Intermountain West (Plummer and others 1968). It is recommended for areas with more than 300 mm of annual precipitation, and should be broadcast-seeded or drilled with other small-seeded shrubs at rates of 0.5 to 1 kg/ha (0.45 to 0.9 lb/ac). It reportedly is relatively easy to establish from seeds and persists very well after initial establishment. Other native rose species could probably also be direct-seeded successfully in wildland settings.

Planting rose seeds in a nursery setting may be carried out in fall for outdoor cold stratification or in summer for warm followed by cold stratification. Seedlings will emerge the following spring. For spring plantings, the achenes must be appropriately stratified or otherwise pretreated prior to planting. Recommended planting depth is 5 to 10 mm (1/5 to 2/5 in), depending on seed size. Bareroot plants may be produced successfully as 1+0 stock, and container stock

Figure 4—*Rosa blanda*, meadow rose: seedling development at 1, 3, 6, 26, and 41 days after germination.



can be produced by 3 to 5 months after germination (Landis and Simonich 1984; Shaw 1984). Roses are also readily propagated from cuttings.

References

- Anderson WL, Edminster FC. 1954. The multiflora rose for fences and wildlife. Leaflet 374. Washington, DC: U.S. Department of Agriculture. 8 p.
- AOSA [Association of Official Seed Analysts]. 1993. Rules for testing seeds. *Journal of Seed Technology* 16(3): 1-13.
- Belcher E. 1985. Handbook on seeds of browse-shrubs and forbs. Tech. Pub. R8-8. Atlanta: USDA Forest Service, Southern Region. 246 p.
- Crocker W, Barton LV. 1931. Afterripening, germination, and storage of certain rosaceous seeds. *Contributions to the Boyce Thompson Institute* 3: 385-404.
- Cullum FJ, Bradley SJ, Williams ME. 1990. Improved germination of *Rosa corymbifera* 'Laxa' seed using a compost activator. *Proceedings of the International Plant Propagators' Society* 40: 244-250.
- Densmore R, Zasada JC. 1977. Germination requirements of Alaskan *Rosa acicularis*. *Canadian Field Naturalist* 9: 58-62.
- DeVries DP, Dubois LAM. 1987. The effect of temperature on fruit set, seed set, and seed germination in 'Sonia' x 'Hadley' hybrid tea rose crosses. *Euphytica* 36: 117-120.
- Foster TC, Wright CJ. 1983. The germination of *Rosa dumetorum* 'Laxa'. *Scientific Horticulture* 34: 116-125.
- Gill JD, Pogge FL. 1974. *Rosa* L., rose. In: Schopmeyer CS, tech. coordinator. *Seeds of woody plants in the United States*. USDA Agric. Handbk. 450. Washington, DC: USDA Forest Service: 732-737.
- Gudin S, Arene L, Chavagnat A, Bulard C. 1990. Influence of endocarp thickness on rose achene germination: genetic and environmental factors. *HortScience* 25: 786-788.
- ISTA [International Seed Testing Association]. 1993. Rules for testing seeds: rules 1993. *Seed Science and Technology* 21 (Suppl.): 1-259.
- Jackson GAD, Blundell JB. 1963. Germination in *Rosa*. *Journal of Horticultural Science* 38: 310-320.
- Jackson GAD, Blundell JB. 1965. Germination of *Rosa arvensis*. *Nature* 205: 518-519.
- Julin-Tegelman A. 1983. Levels of endogenous cytokinin-like substances in *Rosa rugosa* achenes during dormancy release and early germination. *Zeitschrift für Pflanzenphysiologie* 111: 379-388.
- Landis TD, Simonich EJ. 1984. Producing native plants as container seedlings. In: Murphy PM, comp. *The challenge of producing native plants for the Intermountain area*. Gen. Tech. Rep. INT-168. Ogden, UT: USDA Forest Service, Intermountain Research Station: 16-25.
- Mays WT, Kok L. 1988. Seed wasp on multiflora rose, *Rosa multiflora*, in Virginia. *Weed Technology* 2: 265-268.
- McTavish B. 1986. Seed propagation of some native plants is surprisingly successful. *American Nurseryman* 164: 55-63.
- Mirov NT, Kraebel CJ. 1939. Collecting and handling seed of wild plants. For. Pub. 5. Washington DC: USDA Civilian Conservation Corps. 42 p.
- Nalepa CA. 1989. Distribution of the rose seed chalcid *Megastigmus aculeatus* var. *nigroflavus* Hoffmeyer (Hymenoptera: Torymidae) in North Carolina. *Journal of Entomological Science* 24: 413-415.
- Plummer AP, Christensen DR, Monsen SB. 1968. Restoring big game range in Utah. Pub. 68-3. Salt Lake City: Utah Division of Fish and Game. 183 p.
- Roberts L, Shardlow ADAS. 1979. Practical aspects of the acid treatment of rose seed. *Plant Propagator* 25: 13-14.
- Rowley GD. 1956. Germination in *Rosa canina*. *American Rose Annual* 41: 70-73.
- Semeniuk P, Stewart RN. 1960. Effect of temperature on germination of seeds of four species of *Rosa*. *American Rose Annual* 39: 102-106.
- Semeniuk P, Stewart RN. 1962. Temperature reversal of after-ripening of rose seeds. *Proceedings of the American Society of Horticultural Science* 80: 615-621.
- Semeniuk P, Stewart RN. 1964. Low-temperature requirements for after-ripening of seed of *Rosa blanda*. *American Society for Horticultural Science Proceedings* 85: 639-641.

- Semeniuk P, Stewart RN. 1966. Effect of temperature and duration of after-ripening period on germination of *Rosa nutkana* seeds. *American Society for Horticultural Science Proceedings* 89: 689–693.
- Semeniuk P, Stewart RN, Uhring J. 1963. Induced secondary dormancy of rose embryos. *Proceedings of the American Society of Horticultural Science* 83: 825–828.
- Shaw N. 1984. Producing bareroot seedlings of native shrubs. In: Murphy PM, comp. *The challenge of producing native plants for the Intermountain area*. Gen. Tech. Rep. INT-168. USDA Forest Service, Intermountain Forest and Range Experiment Station: 6–15.
- Stewart RN, Semeniuk P. 1965. The effect of the interaction of temperature with after-ripening requirements and compensating temperature on germination of seeds of 5 species of *Rosa*. *American Journal of Botany* 52: 755–760.
- Stevens R, Jorgensen KR, Davis JN. 1981. Viability of seed from thirty-two shrub and forb species through fifteen years of warehouse storage. *Great Basin Naturalist* 41: 274–277.
- Svejda F. 1968. Effect of temperature and seed coat treatment on the germination of rose seeds. *HortScience* 3: 184–185.
- Svejda FJ. 1972. Water uptake of rose achenes. *Canadian Journal of Plant Science* 52: 1043–1047.
- Svejda FJ, Poapst PA. 1972. Effects of different after-ripening treatments on germination and endogenous growth inhibitors in *Rosa rugosa*. *Canadian Journal of Plant Science* 52: 1049–1058.
- Tillberg E. 1983. Levels of endogenous abscisic acid in achenes of *Rosa rugosa* during dormancy release and germination. *Physiologia Plantarum* 58: 243–248.
- Tincker MAH, Wisley MA. 1935. Rose seeds: their after-ripening and germination. *Journal of the Royal Horticultural Society* 60: 399–417.
- Von Abrams GJ, Hand ME. 1956. Seed dormancy in *Rosa* as a function of climate. *American Journal of Botany* 43: 7–12.
- Yambe Y, Takeno K. 1992. Improvement of rose achene germination by treatment with macerating enzymes. *HortScience* 27: 1018–1020.
- Yambe Y, Hori Y, Takeno K. 1992. Levels of endogenous abscisic acid in rose achenes and leaching with activated charcoal to improve seed germination. *Journal of the Japanese Society for Horticultural Science* 61: 383–387.
- Yambe Y, Takeno K, Saito T. 1995. Light and phytochrome involvement in *Rosa multiflora* seed germination. *Journal of the American Society for Horticultural Science* 120: 953–955.

Arecaceae—Palm family

Roystonea O.F. Cook

royal palm

Kristina F. Connor and John K. Francis

Dr. Connor is a plant physiologist at the USDA Forest Service's Southern Research Station, Auburn University, Alabama; Dr. Francis retired from the USDA Forest Service's International Institute of Tropical Forestry

Synonyms. *Oreodoxa regia* (H.B.K.) for Cuban royal palm; *Roystonea elata* (Bartr.) F. Harper for Florida royal palm. Note that Little (1979) states that the Cuban royal palm has been united with the Florida royal palm, *R. elata*. However, all articles written before and some articles written after 1979 do not unite these 2 species.

Growth habit, occurrence, and use. There are 2 noteworthy species of *Roystonea* palms grown in the United States and its territories (table 1). Puerto Rico royal palm is native to Puerto Rico and Vieques, St. Croix in the U.S. Virgin Islands, and possibly Tortola in the British Virgin Islands (Francis 1992; Little and Wadsworth 1964). It has possibly naturalized in the British Virgin Islands and in St. Thomas and St. John in the U.S. Virgin Islands (Francis 1992). The smooth gray trunk with its swollen base and the gracefully drooping fronds are a common sight in the island cities. Its ability to withstand a polluted atmosphere and to grow well on either moist, well-drained soils or nutrient-deprived fill dirt enhances its value as a landscape plant. Francis (1992) reports heights of 26.4 m and diameters of 25 to 70 cm in Puerto Rico. Maximum age is 80 to 110 years, and flowering can begin as early as the seventh year. Little and Wadsworth (1964) and Braun (1983) note heights reaching only 18 m and diameters of 30 to 61 cm for the species, whereas LHBH (1977) reports heights reaching at least 15 m. Because of its ability to withstand hurricane-force winds, it is able to become dominant in the forest

canopy despite its short stature (Francis 1992). In addition to its importance as an ornamental, the palm's lumber is widely used in rural construction, the leaves as a roof thatch, the flowers as an important nectar source for honey bees (*Apis mellifera* L.), and the fruits as a fat-rich food source for birds (Francis 1992; Little and Wadsworth 1964). The tree apparently has no serious insect pests, but the lumber is susceptible to attack by the dry-wood termite *Cryptotermes brevis* (Walker) (Francis 1992; Little and Wadsworth 1964; Wolcott 1946).

Cuban royal palm is a native of Cuba that is now naturalized in Hawaii (Neal 1965) and in Collier, Dade, and Monroe Counties in Florida (Little 1979; West and Arnold 1952). Like its relative, it too is a widely planted ornamental. There is some variation in reported height growth for the species: Neal (1965) noted heights reaching only 15 to 21 m in Hawaii, but West and Arnold (1952) reported heights of 24 to 34.5 m and diameters up to 61 cm in Florida. LHBH (1977) lists maximum heights of at least 23 m.

Both species grow in the subtropical moist and subtropical wet life zones (Holdridge 1967). Moore (1973) describes other species of royal palm growing on the eastern coast of Mexico, Guatemala, and Honduras, and in Venezuela. Their upper trunks are encased in a green column of leaf sheaths 1 to 3 m long. The pinnate leaves have short petioles, and a sheath and blade 2.4 to 3.7 m long. In Puerto Rico royal palm, the youngest leaflet projects as a spire above the oth-

Table 1— *Roystonea*, royal palm: nomenclature and occurrence

Scientific name & synonym(s)	Common name(s)	Occurrence
<i>R. borinquena</i> O.F. Cook	Puerto Rico royal palm	Puerto Rico & Vieques; St. Croix, U.S. Virgin Islands; Tortola, British Virgin Islands
<i>R. elata</i> (Bartr.) F. Harper <i>R. regia</i> (H.B.K.) O.F. Cook <i>Oreodoxa regia</i> (H.B.K.)	Cuban royal palm, Florida royal palm	Cuba; naturalized in S Florida & Hawaii

Sources: Francis (1992), Little (1979), Little and Wadsworth (1964), Neal (1965), West and Arnold (1952).

ers (Little and Wadsworth 1964), and pinnae grow from the rachis in 2 planes (LHBH 1977). Pinnae grow in several planes along the rachis of each Cuban royal palm leaf. Little and Wadsworth (1964) contend that another characteristic distinguishing Puerto Rico royal palm from Cuban royal palm is that the latter lacks the swollen trunk of the former; however, both West and Arnold (1952) and Neal (1965) report the swollen base—and Neal (1965) and Braun (1983) the swollen middle trunk—in Cuban royal palm.

Flowers and fruits. Flowers of both species develop from buds formed at the base of the leaves. Whitish male and female flowers form on the same panicle, with male flowers of each tree opening and falling before the female flowers to prevent self-fertilization. Generally, each female flower forms between 2 male flowers on the panicle (Francis 1992; Little and Wadsworth 1964). The male flowers have 3 small broad sepals and 3 blunt-pointed petals; the females have 3 small broad sepals and a tubular corolla (Little and Wadsworth 1964).

In Puerto Rico royal palm, the twice-branched drooping panicles develop from large narrow buds. The panicles develop inside a dark brown sheath that is 0.9 to 1.5 m long (Francis 1992; Little and Wadsworth 1964). According to LHBH (1977) and Braun (1983), one feature that distinguishes this species from the Cuban royal palm is the presence of scales on the axes bearing the flowers (rachillae). The length of the inflorescence also seems to differ, with that of Puerto Rico royal palm reaching up to 1 m (Little and Wadsworth 1964) and that of Cuban royal palm reaching only 60 to 80 cm (Braun 1983; West and Arnold 1952). The panicle of Puerto Rico royal palm bears stalkless male flowers measuring 13 mm across, smaller female flowers,

Figure 1—*Roystonea borinquena*, Puerto Rico royal palm: fruit.



Figure 2—*Roystonea borinquena*, Puerto Rico royal palm: seeds.

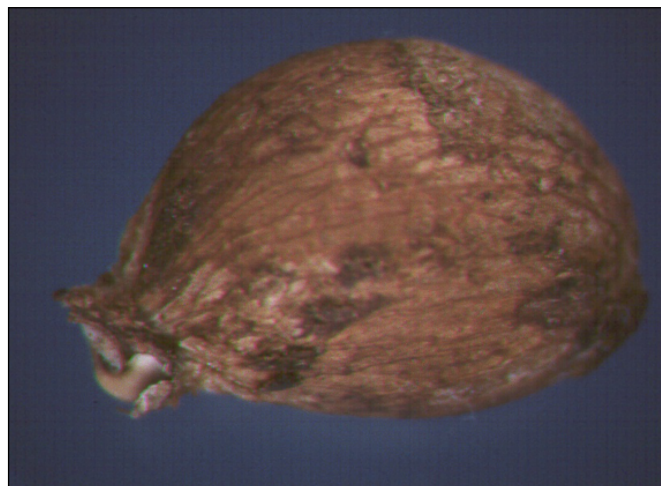
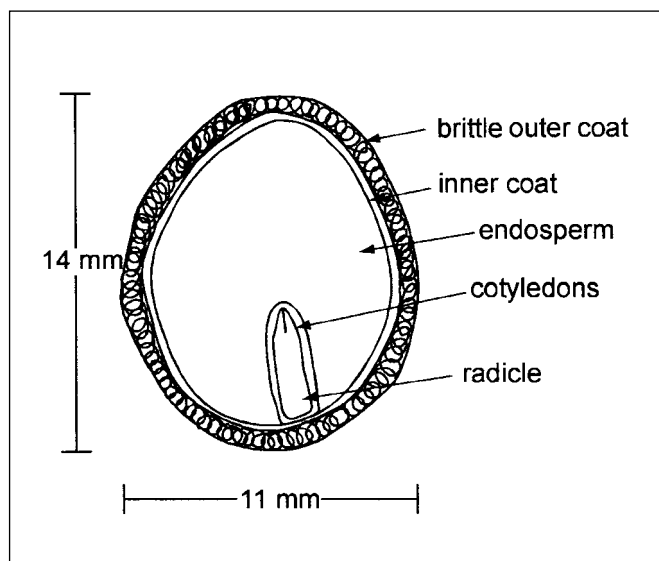


Figure 3—*Roystonea borinquena*, Puerto Rico royal palm: longitudinal section through a seed.



and, eventually, greenish yellow fruits that are 13 mm long and about 10 mm in diameter (Little and Wadsworth 1964). Fruits (figure 1) ripen to a brownish purple color and contain 1 light brown elliptic seed that is 8 mm long, hard, and oily (figures 2 and 3). Flowers can occur throughout the year.

The Cuban royal palm bears white, fragrant flowers on a many-branched panicle. Male flowers measure 6 mm across and the violet-purple fruits are smooth, ovate, and measure 13 mm in length. Each fruit bears a single light brown, thin seed that is embedded in brown fibrous flesh (Neal 1965; West and Arnold 1952). The seeds contain oil that may be sold commercially (Moscoso 1945).

Collection, storage, and germination. Francis (1992) reports that, in a survey of 100 Puerto Rico royal palm trees, 35% bore no fruit whereas others produced massive quantities of fruit and seeds (6,000 to 12,000/tree). Seeds are commonly dispersed by water, birds, rodents, and domestic animals but are easily collected for propagation on the ground beneath open-grown trees. Francis and Rodriguez (1993) estimate an average of 2,980 seeds/kg (1,352/lb). Seeds can be stored for 1 to 2 months in sealed containers at room temperature and for longer periods of time under refrigeration. Seeds sown in trays of sand with no pretreatment and kept at ambient temperatures (24 to 30 °C) averaged 80% germination after 14 days. Germination is hypogeous (Francis 1992) and may take up to 2 months after sowing. The radicle emerges first, the shoot about 3 weeks later. Under natural conditions, germination of both species may not begin for 50 to 60 days and may not be completed for an additional 100 days (Braun 1983). Broschat and Donselman (1988) found that soaking Cuban royal palm seeds in 1,000 ppm GA₃ solution for 48 hours slightly increased the rate of germination but also resulted in abnormally elongated seedlings. The best results were obtained if seeds were

cleaned and then germinated at temperatures between 30 to 35 °C. They also determined that the best method for long-term storage for Cuban royal palm was to place clean, half-ripe to ripe seeds (air-dried at 80 to 90% relative humidity and treated with a fungicide, for example, thiram) in tightly sealed polyethylene containers held at room temperature (23 °C). The seeds of royal palm may be intermediate in their storage behavior. Ellis and others (1991) put forth the idea that seeds of the Cuban royal palm are not truly orthodox nor recalcitrant. Apparently, drying the seeds to a low moisture content or storing them below 0 °C may result in damage.

Nursery practices. Puerto Rican royal palm seedlings kept in full sunlight averaged 30 cm (12 in) in height after 6 months and 90 cm (36 in) after 15 months; they can be grown to heights of 1.5 m (60 in) or more in 4-liter (1-gal) containers (Francis 1992). Even large trees can be dug up with a backhoe and transplanted. Survival is high as long as they are braced and watered frequently. High mortality results if young trees with only a few basal leaves or short trunks are moved without a protective ball of earth and left without shade and water (Francis 1992).

References

- Broschat TK, Donselman H. 1988. Palm seed storage and germination studies. *Principles* 32(1): 3–12.
- Braun A. 1983. *Palmas para interiores, parques y avenidas*. Caracas: Venezuelan: Instituto Nacional de Parques, INPARQUES. 83 p.
- Ellis RH, Hong TD, Roberts EH, Soetisna U. 1991. Seed storage behaviour in *Elaeis guineensis*. *Seed Science Research* 1(2): 99–104.
- Francis JK. 1992. Puerto Rico royal palm. Res. Note SO-ITF-SM-55. New Orleans: USDA Forest Service, Southern Forest Experiment Station. 5 p.
- Francis JK, Rodriguez A. 1993. Seeds of Puerto Rican trees and shrubs: second installment. Res. Note SO-374. New Orleans: USDA Forest Service, Southern Forest Experiment Station. 5 p.
- Holdridge LR. 1967. *Life zone ecology*. San José, Costa Rica: Tropical Science Center. 206 p.
- LHBH (Liberty Hyde Bailey Hortorium). 1977. *Hortus third: a concise dictionary of plants cultivated in the United States and Canada*. New York: Macmillan. 1290 p.
- Little EL Jr. 1979. Checklist of United States trees (native and naturalized). *Agric. Handbk.* 541. Washington DC: USDA Forest Service. 375 p.
- Little EL Jr, Wadsworth FH. 1964. Common trees of Puerto Rico and the Virgin Islands. *Agric. Handbk.* 249. Washington, DC: USDA Forest Service: 44–45.
- Moscoso RM. 1945. *Palmas dominicanas*. Santo Domingo, Dominican Republic: Universidad de Santo Domingo. 82 p.
- Moore HE Jr. 1973. *The major groups of palms and their distribution*. Ithaca, NY: Cornell University, New York State College of Agriculture and Life Sciences, L.H. Bailey Hortorium. 115 p.
- Neal MC. 1965. *In gardens of Hawaii*. Honolulu: Bishop Museum Press. 924 p.
- Wolcott GN. 1946. A list of woods arranged according to their resistance to the attack of the West Indian dry-wood termite, *Cryptotermes brevis* (Walker). *Caribbean Forester* 7(4): 329–334.
- West E, Arnold LE. 1952. *The native trees of Florida*. Gainesville: University of Florida Press. 2112 p.

Rosaceae—Rose family

Rubus L.

blackberry, raspberry

John C. Zasada and John C. Tappeiner III

Dr. Zasada retired from at the USDA Forest Service's North Central Research Station; Dr. Tappeiner is a professor at Oregon State University's College of Forest Science, Corvallis, Oregon

Growth habit, occurrence and use. *Rubus* is a large and complex genus with 12 subgenera. The 2 largest subgenera and those most important in North America are *Eubatus* (blackberries) and *Idaeobatus* (raspberries). There are about 200 species in *Idaeobatus* and perhaps as many as 1,000 or more in *Eubatus* (Fernald 1950; Jennings 1988). There are 3 other subgenera—*Chamaemorus* (cloudberries), *Cyclatis* (Arctic berries), and *Anoplobatus* (flowering raspberries)—that include 1 or more North American species. Blackberries are distinguished from raspberries by the presence of a core or torus that fills the center of the berry when it is removed from the plant; the ripe fruits of raspberries have no core and are shaped like a thimble when removed from the plant. Most species are native to the cool, temperate regions of the Northern Hemisphere; a few are found in the tropics and the Southern Hemisphere (Jennings 1988). The occurrence, general uses, and growth form of some species common in North America are listed in tables 1 and 2.

Although more than 1 species may occur on a given site within a specific geographic area, each species has a specific site-type on which it achieves best development. For example, in Wisconsin there are 6 *Rubus* spp. (Curtis 1959). Allegheny blackberry, trailing raspberry (*R. pubescens* Raf.), and red raspberry are the most widespread and occur together on some sites, but the maximum presence for each is in southern dry, northern wet-mesic, and boreal forests, respectively. The other 3 species—swamp dewberry, blackcap raspberry, and thimbleberry—attain maximum presence in northern dry, southern dry-mesic, and boreal forest types, respectively (Curtis 1959). Most species occur on relatively similar sites throughout their ranges. However, thimbleberry occurs on very different sites over its natural range. For example, in western Oregon it occurs in areas generally free of frost, whereas in Wisconsin and northern Michigan, maximum presence is in areas receiving significant amounts of snow and having prolonged winter air-temperatures well

below freezing. Species distribution for various geographic regions can be found in works by Hickman (1993), MacKinnon and others (1992), Meades and Moores (1994), USDA Forest Service (1993), and Viereck and Little (1972), as well as in other regional flora and site classification manuals.

Rubus spp. are a major fruit crop in the North Temperate Zone in Europe and North America; this is their dominant use. Because the primary product is a fruit, there has been a large amount of research focusing on factors limiting fruit production, and thus directly and indirectly seed production. In this chapter, we can only briefly summarize the available literature; a more complete discussion can be found in Ourecky (1978), Moore and Janick (1983), and Jennings (1988). Jennings (1988) provides a very thorough discussion of *Rubus* breeding and cultivation.

The many growth forms of the various species, and the wide range of site conditions on which they occur, make the species useful in reclamation, revegetation, and erosion control projects. Because of the stout spines on some species, dense stands make good barriers to restricted areas as well as providing cover and food for many animal species. Stems and leaves are browsed by a large number of animals. Palatability varies among species and seasons of the year and by site conditions for a species. The fruits are eaten by animals ranging in size from insects to birds to small mammals to the Alaska brown bear (*Ursus middendorffii*). Fruit and bark of the roots and stems have medicinal properties and were used by Native Americans to cure a variety of ailments (Coladonato 1990a&b; Krochmal and others 1969; MacKinnon and others 1992; Meeker and others 1993; Snow and Snow 1988; Tirmenstein 1990a–f). Salmonberry was introduced in Great Britain and has become a weed problem in lowland forests and plantations (Paterson 1996).

Rubus spp. native to North America and some naturalized exotic species can be found at all stages of forest succession (table 1). The most impressive communities in terms

Table 1—*Rubus*, blackberry, raspberry: nomenclature and occurrence

Scientific name & synonym(s)	Common names	Occurrence
SUBGENUS: <i>Eubatus</i> (blackberries)		
<i>R. allegheniensis</i> Porter	Allegheny blackberry , sow-teat blackberry	New Brunswick to Minnesota, S to Missouri, Arkansas, E to North Carolina
<i>R. canadensis</i> L. <i>R. millspaughii</i> Britt. <i>R. randii</i> (Bailey) Rydb. <i>R. amabilis</i> Blanchard	smooth blackberry , thornless blackberry, mountain blackberry	Newfoundland to Ontario & Minnesota, S to Tennessee & Georgia
<i>R. hispidus</i> L. <i>R. obovalis</i> Michx. <i>R. sempervirens</i> Bigel.	swamp dewberry , running blackberry	Prince Edward Island to Ontario, S to Wisconsin, E to Maryland & mtns of North Carolina
<i>R. laciniatus</i> Willd. <i>R. fruticosus</i> var. <i>laciniatus</i> West. <i>R. vulgaris</i> Weihe & Nees	cutleaf blackberry , evergreen blackberry	Old-World origin; escaped from cultivation in Massachusetts to Michigan & S; also W of Cascade Mtns from British Columbia to California
<i>R. procerus</i> P.J. Müll. & Boulay	Himalayan blackberry	Europe; naturalized from Delaware to Virginia, S British Columbia to California W of Cascade Mtns
<i>R. ursinus</i> Cham. & Schlect. <i>R. macropetalus</i> Dougl. ex Hook	trailing blackberry , Pacific blackberry	British Columbia to California & Idaho
SUBGENUS: <i>Idaeobatus</i> (raspberries)		
<i>R. idaeus</i> L.	red raspberry	Present in all states (but SE US, Texas, & Oklahoma) & all provinces of Canada
<i>R. occidentalis</i> L.	blackcap raspberry , black raspberry, thimbleberry	New Brunswick to Minnesota, S to Colorado, E to Georgia
<i>R. spectabilis</i> Pursh <i>R. stenopetalus</i> Cham.	salmonberry	SE Alaska to Idaho & California; becoming naturalized in Great Britain
SUBGENUS: <i>Chamaemorus</i> (cloudberry)		
<i>R. chamaemorus</i> L.	cloudberry , bake-apple	Alaska, New England, & all Canada
SUBGENUS: <i>Anoplobatus</i> (flowering raspberries)		
<i>R. odoratus</i> L. <i>Rubacer odoratus</i> (L.) Rydb.	fragrant thimbleberry , flowering raspberry, purple-flowering raspberry	S Quebec to Ontario S to Michigan & E to Georgia
<i>R. parviflorus</i> Nutt.	thimbleberry , western thimbleberry	SE Alaska to California, New Mexico, Dakotas to N Great Lakes area
SUBGENUS: <i>Cyclatis</i> (Arctic berries)		
<i>R. arcticus</i> L.	nangoon berry , arctic bramble, wineberry	North America from Alaska to Labrador & Newfoundland; also Minnesota

Sources: Brinkman (1974), Curtis (1959), Fernald (1950), Hickman (1993), Jennings (1988), MacKinnon and others (1992), Viereck and Little (1972).

of sheer abundance and site domination are found after major disturbances such as forest harvesting and fire and on abandoned agricultural land and along roadsides, where light, water, and nutrients are readily available. These stands originate from soil seedbanks, with subsequent clonal development (as in the case of red raspberry in north temperate and boreal forests) or from vegetative reproduction (as in salmonberry in the coastal forests of the Pacific Northwest) (Lautenschlager 1991; Ruth 1970; Tappeiner and others 1991; Whitney 1978, 1982, 1986; Zasada and others 1992, 1994) (figures 1 and 2). Dense stands can prevent or greatly delay establishment of trees and other species (Tappeiner and others 1991; Lautenschlager 1990). Trailing raspberry in north temperate forests, cloudberry and nagoonberry in boreal forests and tundra, and five-leaf bramble (*R. pedatus*

Sm.) in coastal forests of the Pacific Northwest and Alaska are perennials with a low or trailing growth form and are present in understory plant communities in mature and old growth forests (Coladonato M 1990a&b; Graber and Thompson 1978; Tappeiner and Alaback 1989; Mackinnon and others 1992; Maxwell 1990; Maxwell and others 1993; Meeker and others 1993; Meidinger and Pojar 1991; Piroznikov 1983; Tirmenstein 1990a–f; Viereck and Little 1972; Viereck and others 1992; Whitney 1978).

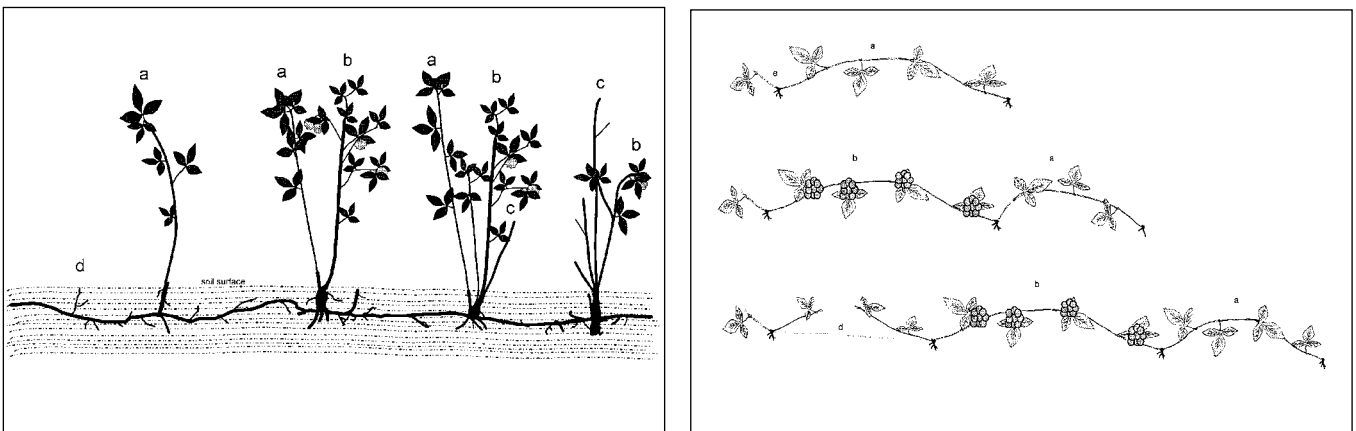
Rubus spp. collectively have one of the most versatile systems for reproduction, colonization, and species maintenance among woody plants. In addition to sexual reproduction, asexual reproduction (apomixis) is well-developed in most species. Asexual reproduction also includes all forms of vegetative reproduction and agamospory (formation of

Table 2—*Rubus*, blackberry, raspberry: height or length at maturity and fruit ripeness criteria

Species	Growth habit	Height or length at maturity (m)	Year first cultivated	Fruit ripeness criteria	
				Preripe	Ripe
SUBGENUS: <i>Eubatus</i>					
<i>R. allegheniensis</i>	Shrub	1.8	1905	Red, hard	Black-purple
<i>R. canadensis</i>	Shrub	2.8	1727	Red, hard	Black, soft
<i>R. hispidus</i>	Vine	1.8–2.5	—	Red, hard	Reddish purple to black
<i>R. laciniatus</i>	Vine	2.8–4.6	1770	Dull red	Black, sweet, shining
<i>R. procerus</i>	Vine	6.2–9.2	1890	Red, hard	Black, soft
<i>R. ursinus</i>	Vine	4.6–6.2	—	Red, hard	Black, shining, soft
SUBGENUS: <i>Idaeobatus</i>					
<i>R. idaeus</i>	Shrub	2.2	—	Pink, hard	Red, sweet
<i>R. occidentalis</i>	Shrub	1.5–2.2	1696	Bright red, hard	Purple-black, soft
<i>R. spectabilis</i>	Shrub	2.8–4.6	1827	Pink, hard	Orange or red, soft
SUBGENUS: <i>Chamaemorus</i>					
<i>R. chamaemorus</i>	Perennial forb, below-ground rhizome	0.1–0.2	—	Red, hard	Orange, soft
SUBGENUS: <i>Anoplobatus</i>					
<i>R. odoratus</i>	Shrub	1.8	1635	Pink, hard	Red, soft
<i>R. parviflorus</i>	Shrub	0.5–2.5	—	Pink, hard	Red, soft

Sources: Brinkman (1974), Fernald (1950), Jennings (1988), MacKinnon and others (1992), Viereck and Little (1972).

Figure 1—*Rubus*, blackberry, raspberry: general structure of ramets in populations with different growth habits. Diagram (**left**) for species—in this case red raspberry, a biennial cane species—in which clone development occurs in the soil by development of root (for example, red raspberry) or rhizome (for example, salmonberry) systems. Diagram (**right**) for species in which clones expand by layering of above ground stems (for example, trailing raspberry). KEY: **a** = primocanes, **b** = florocanes, **c** = dead canes, **d** = part of stem or root system that is either dead or non-flowering. (Drawings are based on observations by Whitney (1982, 1986), Suzuki (1987, 1989, 1990), and the authors.)



seeds without sexual reproduction) (Grant 1981; Richards 1986). These various modes of reproduction affect the frequency and distribution of genotypes in natural populations; sexually reproducing species have more genotypes than those where apomixis is common (Nybom and Schaal 1990).

Although a detailed description of all aspects of vegetative reproduction is beyond our scope, a general knowledge of these characteristics is necessary to understand spatial and temporal variation in fruit and seed production. There are 3 basic types of clone development, each producing ramets with different life expectancies and flowering potential. These are layering, development from roots or rhizomes, and basal sprouting (figures 1 and 2). The longevity of ramets within a clone varies from 1 growing season to 15 years or more, depending on the species and site conditions (Jennings 1988; Rantala 1976; Ryynanen 1973; Suzuki 1987, 1989, 1990; Tappeiner and others 1991, 2001; Whitney 1978, 1982, 1986; Zasada and others 1992, 1994). Salmonberry has relatively long-lived ramets developing from rhizomes, whereas red raspberry ramets are biennial and produced from a spreading root system. Even in red raspberry, however, ramets may be produced by basal sprouting from one point on the root system, giving that physical position a life-span of more than 2 years (figure 1). Yet another pattern is that of cloudberry, an herbaceous, perennial species with a well-developed rhizome system from which leaves and flowers are produced annually (Jennings 1988; Rantala 1976; Ryynanen 1973). Clonal expansion in other species, for example trailing raspberry and Himalaya blackberry, occurs by layering at the tip or other nodes (figure 1) (Jennings 1988; Whitney 1978, 1986).

Although most species are deciduous, several are evergreen—for example, cutleaf blackberry and Himalayan blackberry, both exotic species that have become naturalized in the western United States. Stems of some species lack spines or bristles whereas others are very well-armed. Dense thickets of Himalayan blackberry and Allegheny blackberry can be very difficult and painful (!) to walk through. The density of spines for a given species can vary with site conditions (Zasada 1996) and the genes controlling spine production are known (Jennings 1988).

Humans have a mixed relationship with *Rubus* spp. On the one hand, they provide a highly edible and nutritious fruit in cultivation and in native plant communities. On the other hand, they can be competitors for growing space, often retarding or (in the extreme case) preventing the establishment of commercially valuable trees. In this case, significant

measures are taken to reduce their density and biomass. An understanding of seed production, seed longevity, germination, and seedling establishment is necessary for benefitting from all of the values of these plants while minimizing their development on sites where their presence may prevent achieving management goals.

Geographic races. The genetics of *Rubus* is complex because of the presence of sexual and asexual reproduction. This appears to be particularly true in the *Eubatus* subgenus, where hybrids with varying degrees of sterility are produced sexually. Sterility is to a significant degree dependent on ploidy levels and these range from 2 to 7x ($x = 7$). Once produced, these hybrids reproduce asexually by vegetative reproduction and agamospermy. The subgenus *Idaeobatus* is predominantly diploid and sexual reproduction is most common. Crossability among species within both subgenera has been studied (Brainerd and Peitersen 1920; Grant 1981; Jennings 1988; Peitersen 1921).

Flowering and fruiting. Most *Rubus* species are monoecious, but there are dioecious species—for example, cloudberry (Agren and others 1986) and other Arctic spp. (Jennings 1988). Flowering occurs during the spring or summer and rarely in the fall (table 3). Flowers normally have 5 sepals and petals. Size of the flowers varies with subgenus, and *Anoplobatus* flowers generally are the largest.

Pollination by insects is common, and pollinators have been identified for some species—for example, cloudberry (Hippa and Koponen (1976), salmonberry (Barber 1976), and red raspberry (Whitney 1978). *Rubus* flowers produce large quantities of nectar, thus attracting insects (Jennings 1988). In blackberries, self-pollination is often adequate to provide the stimulus necessary for asexual seed production, but a mixture of self-pollination and cross-pollination often occurs. Fertilization occurs about 1 day after pollination (Jennings 1988; Nybom 1985, 1986, 1988; Ourecky 1975).

Pollen can be collected and stored for use at a later time. Maintenance of viability during storage varies with temperature and humidity, and species (Otterbacher and others 1983; Ourecky 1975; Perry and Moore 1985). Perry and Moore (1985) concluded that pollen should be collected every few days to assure that pollen is fresh for crossing and that if pollen must be stored, then subfreezing temperatures (-5 to -40 °C) and low humidities provided the best conditions. Nybom (1985) described methods for assessing pollen viability in subgenus *Rubus*.

A raspberry or blackberry fruit is an aggregate of small, usually succulent drupelets (figure 3), that each contain a single hard-pitted pyrene or nutlet (figure 4). [The words “nutlet” and “seed” can be used interchangeably, but we

Table 3—*Rubus*, blackberry, raspberry: phenology of flowering and fruiting

Species	Location	Flowering	Fruit ripening	Seed dispersal
SUBGENUS: <i>Eubatus</i>				
<i>R. allegheniensis</i>	—	May–July	Aug–Sept	Aug–Sept
<i>R. canadensis</i>	—	June–July	July–Sept	July–Sept
<i>R. laciniatus</i>	NE US	June–Aug	July–Oct	Sept–Oct
<i>R. hispidus</i>	—	June–early Sept	Mid-Aug–Oct	Aug–Oct
<i>R. procerus</i>	Washington	June–Aug	Aug–Sept	—
<i>R. ursinus</i>	Pacific Coast	June–July	Aug–Sept	Oct–Nov
SUBGENUS: <i>Idaeobatus</i>				
<i>R. idaeus</i>	Rangewide	Late May–July	Late June–Oct	July–Oct
<i>R. occidentalis</i>	—	Apr–June	June–Aug	June–Aug
<i>R. spectabilis</i>	Alaska	May–June	June–Aug	June–Aug
	Oregon–Washington	Apr–May	May–July	June–July
SUBGENUS: <i>Chamaemorus</i>				
<i>R. chamaemorus</i>	Boreal North America	June–July	July–Aug	Aug–Sept
SUBGENUS: <i>Anoplobatus</i>				
<i>R. odoratus</i>	—	June–Sept	July–Sept	July–Sept
<i>R. parviflorus</i>	Pacific Northwest	May–June	June–July	July–Aug

Sources: Barber (1976), Brinkman (1974), Coladonato (1990a), Hippa and Koponen (1976), Viereck and Little (1972), Whitney (1978).

Table 4—*Rubus*, blackberry, raspberry: fruit weight and number of seeds/fruit

Species	Fresh fruit weight (g)	Seeds/fruit		Source
		Avg	Range	
<i>R. spectabilis</i>	—	62	28–128	W Oregon
		40	17–65	SE Alaska
<i>R. parviflorus</i>	—	190	127–246	W Oregon
<i>R. idaeus</i>	1.3 (0.8–2.4)	36	28–47	British Columbia & N Alberta
General (N = 8 cv)	—	63	27–103	Norway
Restricted pollination	—	13	—	Norway
Open-pollination	—	32	—	Norway
<i>R. arcticus</i>	0.37–1.09	25	10–35	Finland
<i>R. chamaemorus</i>				
Full light	—	11	7–13	Sweden
Shade	—	14	10–16	Sweden
Hand-pollination	—	11	—	Sweden
Open-pollination	—	8	—	Sweden
No defoliation	—	8	—	Sweden
50% defoliation	—	8	—	Sweden
General	2.5	18	—	Finland
General	—	10	3–18	Alaska
<i>Rubus</i> subgen. <i>Eubatus</i>	1.2–6.8	56	27–83	Arkansas

Sources: Ågren (1989), Moore and others (1974a), Nybom (1986), Rantala (1976), Redalen (1977), Rynnänen (1973), Staniforth and Sidhu (1984), Suzuki (1990), Van Adrichem (1972), Willson (1996), Whitney (1978), Zasada (1996).

have used seed.] Each drupelet is a complete fruit, a miniature version of a cherry or plum (which are drupe-type fruits). Each aggregate fruit is the product of 1 flower and the number of drupelets per aggregate varies with species, pollination success, and environmental conditions (figure 3 and table 4). Ripening occurs 30 to 36 days and 40 to 70 days after pollination in raspberries and blackberries,

respectively. Drupelets within an aggregate fruit ripen uniformly, but there can be considerable variation among fruits. Three phases of development are recognized: rapid fruit growth following pollination, slow growth as the seed develops, and a final period of rapid growth before the fruit is fully mature (Jennings 1988). In natural populations, the interaction between microclimate and genetic variation in

flowering and fruit ripening usually spreads the timing of aggregate maturation over a period of several weeks or more.

Figure 2—*Rubus*, blackberry, raspberry: red raspberry clone showing distribution of ramets (**circles**) as they were in a clone excavated on an upland site in central Alaska. This plant was about 5-years-old and originated from seed. Red raspberry clones develop by expansion of the root system. Salmonberry, thimbleberry, cloudberry, and other species may develop clones with similar ramet distribution, but clone expansion occurs by the growth of rhizomes. Ramet longevity in these latter species is also different.

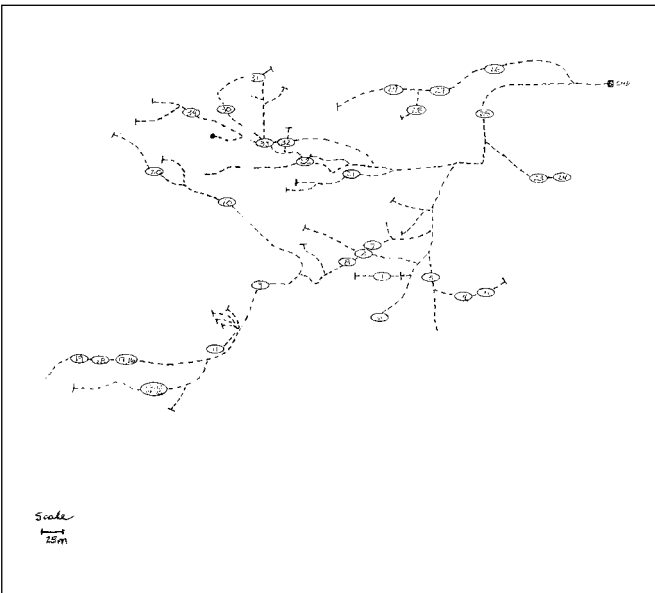
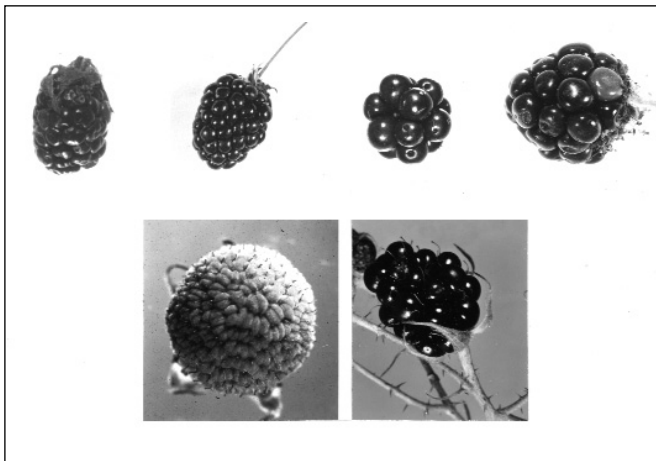


Figure 3—*Rubus*, blackberry, raspberry: fruits of *R. alleghensis*, Allegheny blackberry (**upper far left**); *R. canadensis*, smooth blackberry (**upper middle left**); *R. hispidus*, swamp dewberry (**upper middle right**); *R. procerus*, Himalayan blackberry (**upper far right**); *R. parviflorus*, thimbleberry (**lower left**); and *R. ursinus*, trailing blackberry (**lower right**).



The breeding system in *Rubus* is often described as versatile because seeds are formed sexually and asexually. The relative importance of these two types of seeds varies within and among subgenera and species and may differ within a plant depending on the pollen source. In the *Idaeobatus* group, seeds are normally formed sexually. In *Eubatus* species, seeds are produced sexually and asexually (Jennings 1975; Nybom 1985, 1986, 1988). In most cases, pollen is required to produce seed asexually, but the embryo is not produced by the fusion of male and female gametes (pseudogamy). Parthenogenesis (seed formation without pollination) occurs in some species. Seeds of both sexual and asexual origin may be present in the same fruit (Jennings 1975; Nybom 1985, 1986, 1988).

The abscission layer that develops as the fruit ripens differs in raspberries and blackberries. Fruits may drop from the plant or be removed by various animal species. The number of drupelets or entire aggregates removed at any one time depends on the size of the fruit and the size and eating habits of the animal (Snow and Snow 1988). Seeds are usually deposited with other materials in the feces. Large animals such as the grizzly bear (*Ursus arctos*), may deposit 50,000 to 100,000 salmonberry seeds in a single pile of feces. Seeds may be secondarily consumed or moved from the feces piles by small rodents and birds. Brunner and others (1976), Jordano (1984), Gervais (1996), and Traveset and Willson (1997, 1998) discuss other aspects related to selection and dispersal of *Rubus* seeds by animals. The amount of fruit removed has been found to vary from near 100 to 40% and will depend on habitat type and type of animal feeding on the fruits (Jordano 1982; Snow and Snow 1988). In British Columbia, forest silvicultural practices are being altered in coastal riparian areas to provide for adequate fruit production by salmonberry and other species that are important food sources for grizzly bear (McLennan and Johnson 1993).

Although fruit consumption is often viewed as a loss of seeds, in *Rubus* spp. consumption of seeds is important to the reproductive biology of the plant. Several examples are described below. Dispersal of seeds away from parent plants depends on animals. The distribution of seeds in space and time depends on the size and eating habits of the animal (for example, bears deposit large quantities of seeds in one place, whereas small birds deposit only a few seeds at a time), and the movement habits of the animal following feeding. Seeds that pass through the digestive tract of animals receive varying degrees of scarification (for example, salmonberry seeds in bear feces may have had the fleshy fruit wall completely removed or be little affected, as evidenced by the presence

of complete fruit aggregates) and as a result have potentially different germination patterns. Deposition in feces of differing composition and chemistry affects the germination substrate, and physical and chemical environment available for seedling establishment. If animals are feeding simultaneously on fruits of different plants, fecal deposits may affect competitive and other interactions between *Rubus* spp. and other genera.

Good seedcrops occur nearly every year. Environmental factors affect the amount of flowering and fruit production. In northern Wisconsin, red raspberry crop failures may occur in clearcut areas as a result of severe frosts in mid- to late June, whereas in adjacent areas with 50 to 75% canopy cover, frost may have little effect (Zasada 1996). There are a host of fungi, bacteria, viruses, and insects that affect fruit production in domesticated cultivars and varieties (Jennings 1988; Mason and others 1981; Ourecky 1975).

Flowering occurs on perennial stems (salmonberry), biennial canes (red raspberry), and flower buds produced annually from rhizomes (cloudberry) (figures 1 and 2). Because of the importance of biennial caned species for fruit production, considerable information exists (Jennings 1988; Ourecky 1975; Whitney 1978; Zasada 1996). Briefly, the first-year vegetative canes in red raspberry are termed “primocanes.” During the second growing season, they flower (“florocanes”), produce a fruit crop, and die. Within a natural stand of red raspberry, primocanes usually outnumber florocanes by a factor of 2 or more (Whitney 1978, 1982, 1986; Zasada 1996). Primocanes do produce flowers on occasion, and this trait has been developed into a fall-producing cultivar (Prive and others 1993a&b).

The rate of node production is about constant in primocanes. Node density, and thus density of potential flower buds, is determined by the rate of internode elongation. Flower bud initiation occurs at about the time that canes become dormant and may continue in the spring after a period of dormancy. Nodes can have primary, secondary, and tertiary flower buds; the secondary and tertiary buds develop if the primary bud is damaged or dies (Hudson 1959; Jennings 1988).

In florocanes, there is little or no height growth. Fruiting laterals develop from the nodes. The number and distribution of fruiting laterals is dependent on genotype, node position, and microclimate. Fruit production per lateral may vary from 10 to 100 in domestic cultivars of raspberry and blackberry (Jennings 1988).

Primocanes and florocanes may compete for resources, and fruiting may be reduced on individual florocanes. Similarly, in the absence of florocanes more primocanes are

produced. Clones vary considerably in the effects of this interaction on fruiting (Crandall and others 1974; Waister and others 1977). Vegetative characteristics of salmonberry and red raspberry stems are affected by light and other resource availability in forest stands where they commonly grow (Lautenschlager 1990; Tappeiner and others 1991; Zasada 1996).

Collection of fruits. During the maturation process, fruits change from green to their characteristic color (table 2). Although all species have a characteristic fruit color when ripe, there can be variation among genotypes. For example, in salmonberry, there are 2 mature fruit color polymorphisms—red and orange. The orange form is generally more common in the southern part (that is, Oregon) of the range, and the red form in the northern part (southeastern Alaska) of the range, although clones with red and orange fruits intermingle in both areas (Gervais 1996). The red fruit form passes through an orange stage on the path to maturation (Gervais 1996; Traveset and Willson 1998), but at maturity there is a distinct and easily observed difference in color. The amount of variation in fruit color may also vary among sites and geographic areas. Thus, to use fruit color as an index of maturity, one needs to know the color variation that occurs in a species. Although fruits are usually collected when they are fully ripe, Ourecky (1975) suggested that fully developed green fruits contain well-developed seeds and could be picked in that condition. Another index of ripeness is the ease with which fruits can be picked as a result of the development of the abscission layer. Fruits in natural populations will be available for picking over a period of several weeks to a months because of the variation in maturation due to the effect of genotype and microclimate on flowering and fruit development. Because of the importance of fruits as animal food, it may be important to closely monitor an area in order to collect adequate quantities before animals take them (Snow and Snow 1988). For salmonberry, it has been shown that the red-fruited form may be preferred to the orange-fruited type in some cases and may vary by species of birds and mammals (Traveset and Willson 1998).

Rubus fruits are usually picked by hand, but machines have been developed to mechanically harvest commercial crops (Ourecky 1975). They can also be picked after they have dropped from the plant. The number of seeds per fruit varies considerably among species (table 4). Within a species, seeds per fruit may also vary by a factor of 2 or more depending on microclimate, pollination, and genetic variability. Seed weight also varies considerably among and within species (table 4). For example, in *R. ulmifolius*

Table 5—*Rubus*, blackberry, raspberry: seed yield data

Species	Place collected	Seeds (x1,000)/weight					
		Seed wt/fruit wt		Range		Average	
		g/kg	lb/100 lb	/kg	/lb	/kg	/lb
SUBGENUS: <i>Eubatus</i>							
<i>R. allegheniensis</i>	—	40	4	370–724	168–329	574	262
<i>R. canadensis</i>	—	40	4	458–495	208–225	476	216
<i>R. hispidus</i>	—	—	—	282–513	128–233	408	185
<i>R. laciniatus</i>	Washington	7	0.7	—	—	301	137
<i>R. procerus</i>	—	—	—	—	—	323	147
<i>R. ursinus</i>	Washington	58	5.8	—	—	845	384
<i>Rubus</i> (general European)*	Sweden	—	—	359–869	163–395	480	219
SUBGENUS: <i>Idaeobatus</i>							
<i>R. idaeus</i>	Minnesota	30	3	667–845	303–384	722	328
	British Columbia/Alberta	46	4.6	469–794	213–397	632	288
<i>R. occidentalis</i>	Minnesota	30–80	3–8	629–845	286–384	735	334
<i>R. spectabilis</i>	Oregon 1	—	—	251–528	115–240	354	162
	Oregon 2	—	—	189–321	87–146	240	109
	Oregon 3	—	—	270–45	123–157	316	144
	Oregon 4	—	—	216–298	98–135	265	120
	Alaska	—	—	—	—	315	143
SUBGENUS: <i>Chamaemorus</i>							
<i>R. chamaemorus</i>	Sweden/Finland	59	(5.9)	—	—	122	56
	Alaska	—	—	80–101	37–45	90	40
SUBGENUS: <i>Anoplobatus</i>							
<i>R. odoratus</i>	Pennsylvania	—	—	—	—	1,085	493
<i>R. parviflorus</i>	Oregon	—	—	357–806	162–367	611	278
	Washington	—	—	719–1201	327–546	20	418
SUBGENUS: <i>Cyclatis</i>							
<i>R. arcticus</i>	Sweden/Finland	76	(7.6)	—	—	980	446

Sources: Brinkman (1974), Lautenschlager (1990), Nybom (1980), Rantala (1976), Zasada (1996).

* Seeds of 20 species in Sweden.

Schott., the individual seed weight with the highest frequency was 2 to 2.5 mg, whereas weights ranged from 1 to 5 mg (Jordano 1984).

Extraction and storage of seeds. Seeds may be extracted by macerating the fruits in water then floating off or screening out the pulp and empty seeds (Brinkman 1974). Because of the high strength of the endocarp (figure 5), maceration does not damage the seeds (Rose 1919). Small lots of fruit may be covered with water and macerated in a blender until the pulp and fiber are separated (Morrow and others 1954). Additional water is then added, the sound seeds allowed to settle, and the pulp and empty seeds decanted. Several changes of water will yield cleaner seeds. Seed yield data are presented in tables 4 and 5.

The cleaned seeds should be dried before storage. Clark and Moore (1993) reported that seeds from raspberry cultivars germinated well after storage for 26 years at 4 to 5 °C.

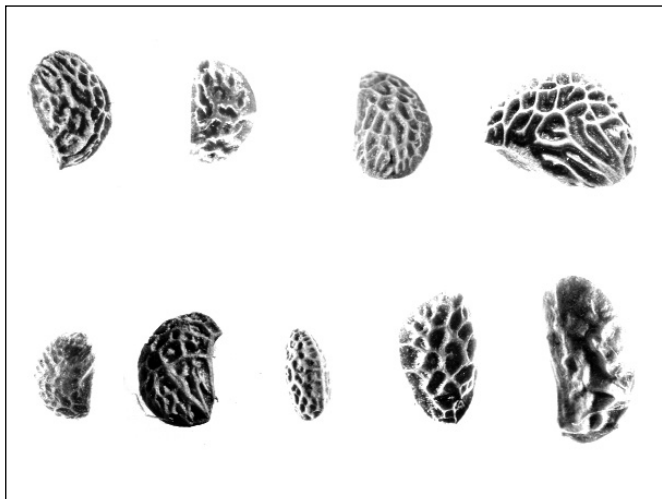
Rubus seeds can be present in the forest floor of many forest types in North America (Barber 1976; Graber and Thompson 1978; Granstrom 1982; Maxwell 1990; McGee

1988; Moore and Wein 1977; Peterson and Carson 1996; Piroznikov 1983; Quick 1956; Ruth 1970; Whitney 1978; Yokohama and Suzuki 1986; Zasada 1996) long after the species has disappeared from the site. The longevity of seeds in the forest floor is believed to be on the order of decades to a century or more, indicating that seeds can be stored for long periods of times under seasonally alternating temperature and moisture conditions.

Understanding longevity of seeds in the forest floor is complicated for at least 2 reasons. First, Graber and Thompson (1978) found that 6,000 to 7,000 viable *Rubus* seeds/ha (2,400 to 2,800/ac) were deposited annually in northern hardwood forests in New England, making it difficult to determine the age of the seed population. Second, few controlled experiments have been conducted to demonstrate seed longevity in the soil; Granstrom (1987) reported that artificially buried seeds remain viable for at least 5 years.

Germination. Raspberry and blackberry seeds are described as having deep dormancy caused by one or more of the following: impermeable seedcoat (endocarp), mechan-

Figure 4—*Rubus*, blackberry, raspberry: nutlets (seeds) of *R. alleghensis*, Allegheny blackberry (**upper far left**); *R. canadensis*, smooth blackberry (**upper middle left**); *R. hispidus*, swamp dewberry (**upper middle right**); *R. laciniatus*, cutleaf blackberry (**upper far right**); *R. ursinus*, trailing blackberry (**lower far left**); *R. occidentalis*, blackcap raspberry (**lower middle left**); *R. odoratus*, fragrant thimbleberry (**lower center**); *R. procerus*, Himalayan blackberry (**lower middle right**); *R. spectabilis*, salmonberry (**lower far right**).



ical resistance of the seedcoat to growth, chemical inhibitors in the seedcoat and endocarp and the presence of a dormant embryo (Jennings 1988; Nybom 1980; Ourecky 1975).

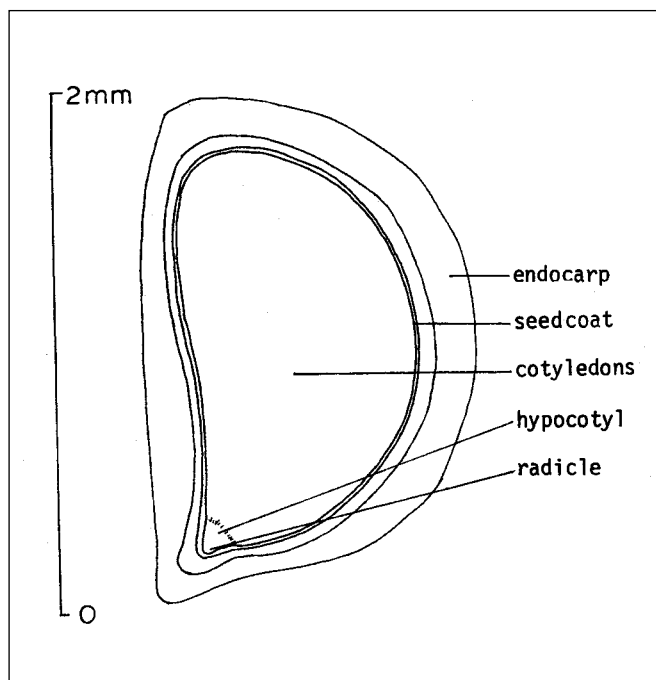
Under natural conditions, dormancy is broken by a combination of factors, including exposure to freeze-thaw cycles, diurnal and annual changes in temperature, cycles of wetting and drying of the seedcoat, passage thru the digestive system of animals, and activity of fungi and insects on the seedcoat. A given cohort of seeds germinates over a period of 2 to 3 or more years under field conditions, with some seeds apparently lying dormant for decades. The germination pattern will vary by species, microclimate, and condition of seeds when dispersed, among other factors (Barnes 1985; Dale and Jarvis 1983; Krefting and Roe 1949; Maxwell 1990; Nybom 1980; Tappeiner and Zasada 1993). It is commonly believed that passage through the digestive tract of an animal speeds germination. However, the importance of this treatment appears to be dependent on the species and the type of animal passing the seeds (Barber 1976; Lautenschlager 1990).

There may be an interaction between the way in which seeds are handled and dried and the type of dormancy seeds exhibit. For example, Dale and Jarvis (1983) indicate that raspberry seeds that do not undergo a prolonged period of drying germinate better than those that are dried. Rantala

(1976), however, indicates that some species may germinate better after prolonged drying. The point is that dormancy may be manageable to some degree for some species during the handling process. Depth of dormancy may also be affected by the temperature at which fruits develop (Dale and Jarvis 1983).

The list of treatments used to improve overall germination and rate of germination is comprehensive to say the least. These have included the following by themselves or in various combinations: chemical scarification with sulfuric acid or sodium hypochlorite (either used alone or both sequentially); mechanical scarification by removing part of the endocarp, seedcoat, and endosperm; hormone treatment (gibberellic acid); warm temperature incubation; immersion in boiling water; cold stratification; incubation in oxygenated water; treatment with nitrate; and recovery of seeds from feces of various animals (Barber 1976, 1978; Brinkman 1974; Campbell and others 1988; Dale and Jarvis 1983; Galletta and others 1989; Jennings 1988; Ke and others 1985; Lautenschlager 1990; Lundergan and Carlisi 1984; Maxwell 1990; Moore and others 1974a&b; Nesme 1985; Nybom 1980; Ourecky 1975; Rantala 1976; Rose 1919; Scott and Ink 1957; Traveset and Willson 1998; Warr and others 1979). In spite of the efforts to improve the uniformity of germination, results are highly variable within and among species and no standard method seems to be available for germination of species in the genus.

Figure 5—*Rubus canadensis*, smooth blackberry: longitudinal section of a seed.



Some form of sulfuric acid treatment followed by cold stratification is a common treatment prior to germination. Sulfuric acid significantly changes the structure and thickness of the endocarp and the weight of the seed (Lautenschlager 1990; Moore and others 1974b). Some important considerations for acid treatment mentioned in the above references are listed below:

- The seed surface should be dry, otherwise the reaction between water and acid will result in temperatures lethal to the embryo.
- Raspberry seeds should be treated for no more than 15 to 20 minutes, whereas blackberry seeds require up to several hours. Seeds should be stirred frequently during treatment.
- It may be necessary to immerse the container with

seeds and acid in an ice bath to keep the temperature at safe levels for the embryo.

- Seeds should be thoroughly washed following treatment to remove acid. Although some seeds will germinate with acid treatment alone (which essentially removes the seedcoat as a barrier) (Nesme 1985), 60 to 120 days of cold stratification seems to improve germination for some species.

Various concentrations of sodium or calcium hypochlorite can be used as an alternative to sulfuric acid (Campbell and others 1988; Galletta and others 1989). Sometimes calcium hydroxide is used in combination with the hypochlorite. Hypochlorites also significantly alter the endocarp but

Table 6—*Rubus*, blackberry, raspberry: germination results

Species or variety & source	Germination temp (°C)	Total germination (%)	Time to 50% germination	
<i>R. idaeus</i> *	10	69 (18–94)	28 days	
	20	93 (84–96)	6 days	
	30	60 (40–88)	33 days	
<i>R. idaeus</i> † 'Glen Cova'	No stratification	48	—	
	Stratification	53	—	
<i>R. idaeus</i> ‡	Bear feces			
	Acid scarification	21	6	—
	No scarification	21	0	—
	Coyote feces			
	Acid scarification	21	10	—
	No scarification	21	0	—
	Fresh seed			
	Acid scarification	21	8	—
No scarification	21	0	—	
<i>R. spectabilis</i> §	Fresh seeds			
	Acid scarification	21–28	0	—
	Scarification & 2-mon stratification	21–28	0	—
	Scarification & 4-mon stratification	21–28	62	—
	Scarification & 6-mon stratification	21–28	81	—
	Bird feces			
	No stratification	21–28	0	—
	4-mon stratification	21–28	25	—
	6-mon stratification	21–28	73	—
	Coyote feces			
6-mon stratification	21–28	6	—	
<i>R. chamemorus</i>	3–5-mon stratification	Variable	<1	—
	6–9-mon stratification	Variable	3–10	—
	10–13-mon stratification	Variable	30–31	—

Sources: Barber (1996), Dale and Jarvis (1983), Lautenschlager (1990), Lundergan and Carlisr (1984); Moore and others (1974); Nesme (1985), Rantala (1976).

* Seeds were treated as follows: surface sterilized in 1% sodium hypochlorite (NaClO) for 10 minutes, nicked to expose radicle; soaked for 3 min in 1% NaClO, and incubated in the dark for 1 year.

† Seeds were extracted and air-dried, treated for 20 minutes with sulfuric acid and 7 days with calcium hypochlorite; stratified at 5 °C or unstratified. Fruits were collected 43 days after anthesis. Seeds were from fruits collected earlier or later differed in germination response.

‡ Seeds were from natural populations in Maine; they were stratified for 2 to 6 months after acid treatment; tests were conducted for 30 days.

§ Fresh seeds from Washington state populations; stratified at 2 to 5 °C.

|| Seeds stratified at 1 °C and germinated monthly in a mist propagation chamber.

do not carbonize it as does sulfuric acid. Duration of the treatment is several days as opposed to minutes or several hours for sulfuric acid. Solutions of 12 to 15% appeared to work best for raspberry but were not as effective with blackberries (Galletta and others 1989). Seeds should be thoroughly washed after treatment.

Plant breeders often excise embryos or “nick” the endocarp of individual seeds to improve germination when seed supply is limited or when seeds from particularly valuable controlled crosses are being grown (Ke and others 1985; Nesme 1985; Warr and others 1979). This is generally not possible for large seedlots.

The effectiveness of the cold stratification treatment depends on the stratification temperature and the length of stratification (Rantala 1976). The optimum temperature may differ among species. Cloudberry, for example, seems to germinate better following stratification at 1 °C than at 4 °C. Rantala (1976) and Barber (1976) have demonstrated the value of stratifying seeds for 6 months or more for cloudberry and salmonberry, respectively.

Seed quality can be estimated from cutting tests and x-radiography (Nesme 1985). Seeds that sink when placed in water contained what appeared to be viable embryos, and a general separation of high from low-quality seeds is possible in this way (Lautenschlager 1990; Nybom 1980).

Germination following the above described treatments that attempt to alter the condition of the seedcoat and eliminate inhibitors or other conditions by cold stratification is highly variable among species and within species. In table 6 are listed a few examples of the variation in germination that may be encountered in seeds collected from natural populations and from varieties produced for fruit production. Generally, treatments that mechanically remove the endocarp improve germination above the values in table 6. Rate of germination is generally slow; in tests conducted out-of-doors and allowed to run for a year or more, germination will commonly occur over at least 1 or 2 growing seasons for many species (Barnes 1985; Nybom 1980; Tappeiner and Zasada 1993; Traveset and Willson 1997, 1998). Graber and Thompson (1978) concluded that seeds are most likely to germinate after being in the soil at least 5 years. It seems safe to conclude that many of the tests that are conducted do not stratify seeds long enough to remove the impediment to germination. Brinkman (1974) provides general germination information for several other species.

The examples shown in table 6 were generally conducted in a constant temperature environment. For some species, diurnally fluctuating temperatures result in better germina-

tion than constant temperatures (Campbell and others 1988).

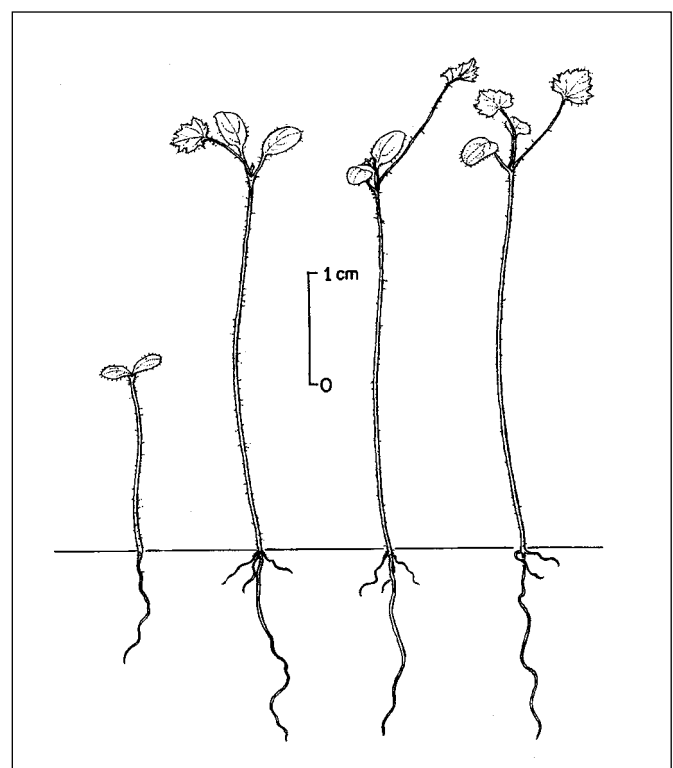
Light appears to improve germination in many species (Nybom 1980; Ourecky 1975). However, some species (for example, red raspberry, cloudberry, and salmonberry) do not require light to germinate (Warr and others 1979; Lautenschlager 1990).

Germination is epigeal (figure 6). Cotyledons are normally 2, but Nybom (1980) observed that seedlings with more than 2 cotyledons were fairly common and that treatments increasing germination increased cotyledon number. Polyembryony has been reported in cloudberry (Rantala 1976).

Nursery practice. The best germination usually follows sowing of scarified seeds in the late summer or early fall (Wroblowna 1949), although spring-sowing scarified and stratified seeds is also recommended (Heit 1967). Seeds should be sown in drills and covered with 3 to 5 mm ($1/8$ to $3/8$ in) of soil (Brinkman 1974). Mulching over winter reduces drying and soil-freezing (Hill and Beattie 1956).

Barnes (1985) recommends the following schedule for production of *R. deliciosus* Torr. from seed: gather seeds in late summer, clean and store them at near freezing; sow from October–December in unfertilized sand beds and cover with sand; wet down and firm soil over seeds; once

Figure 6—*Rubus occidentalis*, blackcap raspberry: seedling development at 1, 13, 22, and 36 days after germination.



seeds have germinated and reached a height of 5 to 7 cm (2 to 3 in) transplant to deep 15 cm (6 in) pots to promote both lateral and vertical root development. Fall-sowing produces better results than spring-sowing of stratified seeds. Seeds germinate over several growing seasons and the beds are usually not resown for at least 2 seasons in order to get better return of seedlings from sown seeds.

Ourecky (1975) found that full-sized green fruits can be collected cleaned, treated, and sown. Moist vermiculite and finely shredded sphagnum are both good planting media. Seeds should not be covered with more than 2 to 8 mm ($1/10$ to $3/10$ in) of the medium. As soon as the second true leaf appears (figure 6), seedlings can be transplanted to individual containers.

Vegetative propagation—by tip-layering, rooting suckers, and crown division and by taking leaf-bud and stem cuttings—is used to increase availability of desirable varieties (Ourecky 1975). Salmonberry can be established in coastal Oregon under field conditions with little post-planting care from crowns or rhizome cuttings if planted in the winter during the wet season (Maxwell 1990).

References

- Agren J. 1989. Seed size and number in *Rubus chamaemorus*: between habitat variation and effects of defoliation and supplemental pollination. *Journal of Ecology* 77(4): 1080–1092.
- Agren J, Elmquist TA, Tunlid A. 1986. Pollination by deceit, floral sex ratios and seed set in dioecious *Rubus chamaemorus* L. *Oecologia* 70: 332–338.
- Barber HW Jr. 1976. An autecological study of salmonberry (*Rubus spectabilis* Pursh) in western Washington [PhD thesis]. Seattle: University of Washington. 154 p.
- Barnes HW. 1985. Production of *Rubus deliciosus* by seed. *Plant Propagation* 31(3): 6–7.
- Brainerd E, Peitersen AK. 1920. Blackberries of New England—their classification. Bull. 217. Burlington: Vermont Agricultural Experiment Station: 1–84.
- Brinkman KA. 1974. *Rubus* L., blackberry, raspberry. In: Schopmeyer CS, tech. coord. Seeds of woody plants in the United States. Agric. Handbk. 450. Washington, DC: USDA Forest Service: 738–743.
- Brunner H, Harris RV, Amor RL. 1976. A note on the dispersal of seeds of blackberry (*Rubus procerus* P. Muell.) by foxes and emus. *Weed Research* 16: 171–173.
- Campbell PL, Erasmus DJ, van Staden J. 1988. Enhancing germination of sand cherry. *HortScience* 23: 560–561.
- Clark JR, Moore JM. 1993. Longevity of *Rubus* seeds after long-term cold storage. *HortScience* 28: 929–930.
- Coladonato M. 1990a. *Rubus chamaemorus*. In: Fischer WC, comp. The Fire Effects Information System [database]. Missoula, MT: USDA Forest Service, Intermountain Forest and Range Experiment Station, Fire Sciences Laboratory.
- Coladonato M. 1990b. *Rubus canadensis*. In: Fischer WC, comp. The Fire Effects Information System [database] Missoula, MT: USDA Forest Service, Intermountain Forest and Range Experiment Station, Fire Sciences Laboratory.
- Crandall PC, Allmendinger DF, Chamberlain JD, Biderbost KA. 1974. Influence of cane number and diameter, irrigation, and carbohydrate reserves on the fruit number of red raspberries. *Journal of the American Society of Horticultural Science* 99: 524–526.
- Curtis JT. 1959. The vegetation of Wisconsin. Madison: University of Wisconsin Press. 657 p.
- Dale A, Jarvis BC. 1983. Studies on germination in raspberry. *Crop Research* 23: 73–81.
- Fernald ML. 1950. Gray's manual of botany. 8th ed. New York: American Book Co. 1632 p.
- Galletta GJ, Ballington JR, Draper AD. 1989. Pregermination treatment of seeds of species and hybrids in *Rubus* with sodium hypochlorite. *Acta Horticulturae* 262: 289–295.
- Gervais J. 1996. Fruit color polymorphism in salmonberry, *Rubus spectabilis* Pursh (Rosaceae) and fruit selection by free ranging birds [MS thesis]. Humboldt, CA: Humboldt State University. 57 p.
- Graber RE, Thompson DF. 1978. Seeds in organic layers and soil of four beech–birch–maple stands. Res. Pap. NE-401. Radnor, PA: USDA Forest Service, Northeastern Forest Experiment Station. 8 p.
- Granstrom A. 1982. Seed banks in five boreal forest stands originating between 1810 and 1963. *Canadian Journal of Botany* 60:1815–1821.
- Granstrom A. 1987. Seed viability of fourteen species during five years of storage in forest soil. *Journal of Ecology* 75: 321–331.
- Grant V. 1981. Plant speciation. New York: Columbia University Press. 563 p.
- Heit CE. 1967. Propagation from seed: 7. Successful propagation of 6 hard-seeded group species. *American Nurseryman* 125(12): 10–12, 37–41, 44–45.
- Hickman JC. 1993. The Jepson manual: higher plants of California. Berkeley: University of California Press. 1400 p.
- Hill RG, Beattie JM. 1956. Mulch will build profits for you. *American Fruit Grower* 76(4): 11, 31.
- Hippa H, Koponen S. 1976. Preliminary studies on flower visitors to and potential pollinators of the cloudberry (*Rubus chamaemorus* L.) in subarctic Lapland. *Annales Agriculturae Fenniae* 15: 56–65.
- Hudson JP. 1959. Effects of environment on *Rubus idaeus* L.: I. Morphology and development of the raspberry plant. *Journal of Horticultural Science* 34: 163–169.
- Jennings DL. 1988. Raspberries and blackberries: their breeding, diseases, and growth. New York: Academic Press. 229 p.
- Jordano P. 1982. Migrant birds are the main dispersers of blackberries in southern Spain. *Oikos* 38: 183–193.
- Jordano P. 1984. Seed weight variation and differential avian dispersal in blackberries, *Rubus ulmifolius*. *Oikos* 43: 149–153.
- Ke S, Skirvin RM, McPheeters KD, Otterbacher AG, Galletta G. 1985. In vitro germination and growth of *Rubus* seeds and embryos. *HortScience* 20: 1047–1049.
- Krefting LW, Roe EI. 1949. The role of some birds and mammals in seed germination. *Ecological Monographs* 19: 271–286.
- Krochmal A, Walters RS, Doughty RM. 1969. A guide to medicinal plants of Appalachia. Res. Pap. NE-138 [republished in 1971 as Agric. Handbk. 400]. Upper Darby, PA: USDA Forest Service. 291 p.
- Lautenschlager RA. 1990. Red raspberry (*Rubus idaeus* L.) ecology: germination, growth, and interactions with white spruce [*Picea glauca* (Moench) Voss] [PhD thesis]. Orono: University of Maine. 110 p.
- Lundergran CA, Carlisi JA. 1984. Acceleration of the reproductive cycle in the cultivated blackberry. *HortScience* 19: 102–105.
- MacKinnon A, Pojar J, Coupe R. 1992. Plants of northern British Columbia. Edmonton, AB: Lone Pine Publishing. 351 p.
- Maxwell BD. 1990. The propagation and growth of salmonberry (*Rubus spectabilis*) and thimbleberry (*Rubus parviflorus*) [PhD thesis]. Corvallis: Oregon State University.
- Maxwell B, Zasada J, Radosevich S. 1993. Modeling salmonberry and thimbleberry population dynamics in the Oregon Coast Range. *Canadian Journal of Forest Research* 23: 2194–2203.
- McLennan DS, Johnson T. 1993. An adaptive management approach for integrating grizzly bear habitat requirements and silvicultural practices in coastal British Columbia. Burnaby, BC: British Columbia Ministry of Forests, Silvicultural Section, Vancouver Forest Region. 23 p.
- McGee AB. 1988. Vegetation response to right-of-way clearing procedures in coastal British Columbia [PhD thesis]. Vancouver: University of British Columbia. 196 p.
- Meades WJ, Moore L. 1994. Forest site classification manual: a field guide to the Damman forest types of Newfoundland. 2nd ed. FRDA Rep. 003. Corner Brook, NF: Natural Resources Canada, Canadian Forest Service.
- Meeker JE, Elias JE, Heim JA. 1993. Plants used by the Great Lakes Ojibway. Odanah, WI: Great Lakes Indian Fish and Wildlife Commission. 440 p.
- Meidinger D, Pojar J, comps. 1991. Ecosystems of British Columbia. Spec. Rep. 6. Victoria: British Columbia Ministry of Forests. 330 p.
- Moore JM, Wein RW. 1977. Viable seed populations by soil depth and potential site colonization after disturbance. *Canadian Journal of Botany* 55 (18): 2408–2412.
- Moore JN, Janick J, eds. 1983. Methods in fruit breeding. West Lafayette, IN: Purdue University Press. 464 p.
- Moore JN, Brown GR, Brown ED. 1974a. Relationships between fruit size and seed number and size in blackberries. *Fruit Varieties Journal* 28 (2): 40–45.

- Moore JN, Brown GR, Lundergran CA. 1974b. Effect of duration of acid scarification on endocarp thickness and seedling emergence of blackberries. *HortScience* 9: 204–205.
- Morrow EG, Darrow GM, Scott DH. 1954. A quick method of cleaning berry seed for breeders. *Proceedings of the American Society of Horticultural Science* 63: 265.
- Nesme X. 1985. Respective effects of endocarp, testa, and endosperm, and the embryo on germination of raspberry (*Rubus idaeus* L.). *Canadian Journal of Plant Science* 65: 125–130.
- Nybom H. 1980. Germination in Swedish blackberries (*Rubus* L. subgen. *Rubus*). *Botaniska Notisar* 133: 619–631.
- Nybom H. 1985. Pollen viability assessments in blackberries (*Rubus* subgen. *Rubus*). *Plant Systematics and Evolution* 150 (3/4): 281–290.
- Nybom H. 1986. Active self-pollination in blackberries (*Rubus* subgen. *Rubus*, Rosaceae). *Nordic Journal of Botany* 5: 521–525.
- Nybom H. 1988. Apomixis versus sexuality in blackberries (*Rubus* subgen. *Rubus*, Rosaceae). *Plant Systematics and Evolution* 160(3/4): 207–218.
- Nybom H, Schaal BA. 1990. DNA "fingerprints" reveal genotypic distributions in natural populations of blackberries and raspberries (*Rubus*, Rosaceae). *American Journal of Botany* 77: 883–888.
- Otterbacher AG, Hellman EV, Skirvin RM. 1983. Long-term storage of raspberry pollen. *Fruit Varieties Journal* 37(3): 80–81.
- Ourecky DK. 1975. *Brambles*. In: Janick J, Moore JN, eds. *Advances in fruit breeding*. West Lafayette, IN: Purdue University Press: 98–129.
- Paterson J. 1996. *Rubus spectabilis*. *Bulletin of the British Ecological Society* 27: 60.
- Peitersen AK. 1921. Blackberries of New England: genetic status of the plants. *Vermont Agricultural Experiment Station Bulletin* 218: 1–34.
- Perry JL, Moore JN. 1985. Pollen longevity of blackberry cultivars. *HortScience* 20: 737–738.
- Peterson CJ, Carson WP. 1996. Generalizing forest regeneration models: the dependence of propagule availability on disturbance history and stand size. *Canadian Journal of Forest Research* 26: 45–52.
- Piroznikov E. 1983. Seed bank in the soil of stabilized ecosystem of a deciduous forest (Tilio–Carpinetum) in the Bialowieza National Park. *Ekologia Polska* 31(1): 145–172.
- Prive JP, Sullivan JA, Proctor JTA, Allen OB. 1993a. Performance of three primocane-fruiting red raspberry cultivars in Ontario and Quebec. *Journal of the American Society of Horticultural Science* 118(3): 388–392.
- Prive JP, Sullivan JA, Proctor JTA, Allen OB. 1993b. Climate influences vegetative and reproductive components of primocane-fruiting red raspberry cultivars. *Journal American Journal Horticultural Science* 118(3): 393–399.
- Quick CR. 1956. Viable seeds from the duff and soil of sugar pine forests. *Forest Science* 2: 36–42.
- Rantala EM. 1976. Sexual reproduction in cloudberry. *Annales Agriculturae Fenniae* 15: 295–303.
- Redalen G. 1977. Fertility in raspberries. *Meldinger fra Norges Landbrukshogskole* 56(21): 1–13.
- Richards AJ. 1986. *Plant breeding systems*. London: George Allen and Unwin. 529 p.
- Rose RC. 1919. After-ripening and germination of seeds of *Tilia*, *Sambucus*, and *Rubus*. *Botanical Gazette* 67: 281–308.
- Ruth RH. 1970. Effect of shade on establishment and growth of salmonberry. *Res. Pap. PNW-96*. Corvallis, OR: USDA Forest Service, Pacific Northwest Forest and Range Experiment Station. 10 p.
- Ryyänen A. 1973. *Rubus arcticus* and its cultivation. *Annales Agriculturae Fenniae* 12: 1–76.
- Scott DH, Ink DP. 1957. Treatment of *Rubus* seeds prior to after-ripening to improve germination. *Proceedings of the American Society of Horticultural Science* 69: 261–267.
- Snow B, Snow D. 1988. *Birds and berries: a study of an ecological interaction*. Calton, Great Britain: T & AD Poyser. 268 p.
- Staniforth RJ, Sidhu SS. 1984. Effects of atmospheric fluorides on foliage, flower, fruit, and seed production in wild raspberry and blueberry. *Canadian Journal of Botany* 62: 2827–2834.
- Suzuki W. 1987. Comparative ecology of *Rubus* species (Rosaceae): 1. Ecological distribution and life history characteristics of three species, *R. palmatus* var. *coptophyllus*, *R. microphyllus*, and *R. crataefolius*. *Plant Species Biology* 2: 85–100.
- Suzuki W. 1989. The structure and seed production of two populations of *Rubus palmatus* var. *coptophyllus* under different light conditions. *Journal of the Japanese Forestry Society* 71: 349–355.
- Suzuki W. 1990. Comparative ecology of *Rubus* species (Rosaceae): 2. Reproductive characteristics of three species, *R. palmatus* var. *coptophyllus*, *R. microphyllus*, and *R. crataefolius*. *Plant Species Biology* 5: 263–275.
- Tappeiner JC, Alaback P. 1989. Early establishment and vegetative growth of understory species in the western hemlock–Sitka spruce forests of southeast Alaska. *Canadian Journal of Botany* 67: 318–326.
- Tappeiner JC, Zasada JC. 1993. Seed regeneration of salmonberry, salal, vine maple, and bigleaf maple in the Oregon Coast Range. *Canadian Journal of Forest Research* 24: 272–277.
- Tappeiner JC, Zasada JC, Huffman Dw, Ganio LM. 2001. Salmonberry and salal annual aerial stem production: the maintenance of shrub cover in forest stands. *Canadian Journal of Forest Research* 31: 1629–1638.
- Tappeiner JC, Zasada JC, Ryan P, Newton M. 1991. Salmonberry clone and community structure in the Oregon Coast Range. *Ecology* 72: 609–618.
- Timenstein D. 1990a. *Rubus idaeus*. In: Fischer WC, comp. *The Fire Effects Information System [database]*. Missoula, MT: USDA Forest Service, Intermountain Fire Sciences Laboratory.
- Timenstein D. 1990b. *Rubus ursinus*. In: Fischer WC, comp. *The Fire Effects Information System [database]*. Missoula, MT: USDA Forest Service, Intermountain Fire Sciences Laboratory.
- Timenstein D. 1990c. *Rubus spectabilis*. In: Fischer WC, comp. *The Fire Effects Information System [database]*. Missoula, MT: USDA Forest Service, Intermountain Fire Sciences Laboratory.
- Timenstein D. 1990d. *Rubus parviflorus*. In: Fischer WC, comp. *The Fire Effects Information System [database]*. Missoula, MT: USDA Forest Service, Intermountain Fire Sciences Laboratory.
- Timenstein D. 1990e. *Rubus laciniatus*. In: Fischer WC, comp. *The Fire Effects Information System [database]*. Missoula, MT: USDA Forest Service, Intermountain Fire Sciences Laboratory.
- Timenstein D. 1990f. *Rubus discolor*. In: Fischer WC, comp. *The Fire Effects Information System [database]*. Missoula, MT: USDA Forest Service, Intermountain Fire Sciences Laboratory.
- Traveset A, Willson MF. 1997. Effects of birds and bears on seed germination of fleshy-fruited plants in temperate rainforests of southeast Alaska. *Oikos* 80(1): 89–95.
- Traveset A, Willson MF. 1998. Ecology of the fruit color polymorphism in *Rubus spectabilis*. *Evolutionary Ecology* 12: 331–345.
- USDA FS [USDA Forest Service]. 1993. *Field guide: ecological classification and inventory system of the Huron–Manistee National Forests*. Cadillac, MI: USDA Forest Service, Huron–Manistee National Forest.
- Van Adrichem MCJ. 1972. Variation among British Columbia and northern Alberta populations of raspberries, *Rubus idaeus* subsp. *strigosus* Michx. *Canadian Journal of Plant Science* 52: 1067–1072.
- Viereck LA, Little EL Jr. 1972. *Alaska trees and shrubs*. *Agric. Handbk* 410. Washington, DC: USDA Forest Service. 265 p.
- Viereck LA, Dyrness CT, Batten AR, Wenzlick KJ. 1992. *The Alaska vegetation classification*. *Gen. Tech. Rep. PNW-286*. Portland, OR: USDA Forest Service. 278 p.
- Waister PD, Cormack MR, Sheets WA. 1977. Competition between fruiting and vegetative phases in the red raspberry. *Journal of Horticultural Science* 52: 75–85.
- Warr JH, Savory DR, Bal AK. 1979. Germination studies of bakeapple (cloudberry) seeds. *Canadian Journal of Plant Science* 59: 69–74.
- Whitney GG. 1978. A demographic analysis of *Rubus idaeus* L. and *Rubus pubescens* Raf.: the reproductive traits and population dynamics of two temporarily isolated members of the genus *Rubus* [PhD thesis]. New Haven, CT: Yale University. 139 p.
- Whitney GG. 1982. The productivity and carbohydrate economy of a developing stand of *Rubus idaeus*. *Canadian Journal of Botany* 60: 2697–2703.
- Whitney GG. 1986. A demographic analysis of *Rubus idaeus* and *Rubus pubescens*. *Canadian Journal of Botany* 64: 2916–2921.
- Willson M. 1996. Unpublished data. Juneau, AK: USDA Forest Service, Pacific Northwest Reserach Station, Forestry Sciences Laboratory.
- Wroblowna W. 1949. Observation on the vegetative propagation, germination, and zoocory of the raspberry. *Acta Societatis Botanicorum Poloniae* 20: 201–222.
- Yokohama T, Suzuki W. 1986. Germination of *Rubus macrophyllus* and *R. palmatus* var. *coptophyllus* seeds buried in soil for ten months. *Journal Japanese Forestry Society* 68: 155–157.
- Zasada J, Tappeiner J, O'Dea M. 1992. Clone structure of salmonberry and vine maple in the Oregon Coast Range. In: Clary WP, McArthur ED, Bedunah D, Wambolt CL, comp. *Proceedings, Symposium on the Ecology and Management of Riparian Shrub Communities*; 1991 May 29–31; Sun Valley, ID. *Gen. Tech. Rep. INT-289*. Ogden, UT: USDA Forest Service, Intermountain Forest and Range Experiment Station: 56–60.
- Zasada JC, Tappeiner JC III, Maxwell BD, Radwan MA. 1994. Seasonal changes in shoot and root production and in carbohydrate content of salmonberry (*Rubus spectabilis*) rhizome segments from the central Oregon Coast Range. *Canadian Journal of Forest Research* 24: 272–277.
- Zasada JC. 1996. Unpublished data. Rhinelander, WI: USDA Forest Service, North Central Forest Experiment Station, Forestry Sciences Laboratory.